

**DELAVAN LAKE SANITARY DISTRICT  
ADMINISTRATOR'S REPORT  
FEBRUARY ACTIVITY 2024**

**ADMINISTRATION**

Starlink installed and running almost 20 times faster than the sims card. Sims card is in place as a back-up when Starlink is down.

Barge sent to Aquarius for pontoon additions.

Villa Clare Development Sanitary Sewer review is in progress.

Lift Station #2A WE Energies alterations to prepare the station to convert to a 3-phase WYE system is in progress.

Lift Station #5 preliminary designs are in progress and Erosion Control Permit is applied for and being held up by county.

The new mower arrived.

Shores of Delavan announced it will move forward with the development and plans to start installing streets and utility this summer.

**SEWER SYSTEM OPERATIONS**

**Building Sewer Connections**

**New Connections for the Month - 1**

**Reconnections for the Month - 1**

**Disconnections for the Month - 0**

**Total Number of Structures Connected to Date - 3,132**

**Total ERU Count for the Month - 4,051**

**Operation and Maintenance**

**Average February Daily Wastewater Flow to WalCoMet - 450,816 gallons**

**Peak February Flow - 505,544 gallons**

**Diggers Requests Marked for the Month - 63**

**Emergency Call Outs - 4**

**Lateral Leaks**

**Sump Pump Discharges - 4**

**Current Lateral Leaks - 51**

**Completed Lateral Leak Orders - 5**

The following charts are attached: *Wastewater Flow comparison with Precipitation February, 2024*  
*Average Daily Wastewater Flow comparison with Peak Flow*  
*Precipitation comparison with "normal"*  
*Wastewater Flow comparison with "normal"*  
*Environmental Data Summary*  
*Daily Lake Elevation for February, 2024*  
*Lake Elevation comparison with "normal"*

### **Lake Monitoring/Lake Level**

**Precipitation Total for the Month – .44 inches**

**Below Normal – .95 inches**

**Ice On Date – January 15, 2024**

**Ice Off Date – February 27, 2024**

**Secchi Disc Reading Main Lake – 30.0 feet 12/14/2023**

*See attached Lake Elevation Graph and Chart.*

### **Lake Information**

**DNR Lake Level Goal – 927.86 feet**

**Average Lake Elevation – 927.78 feet**

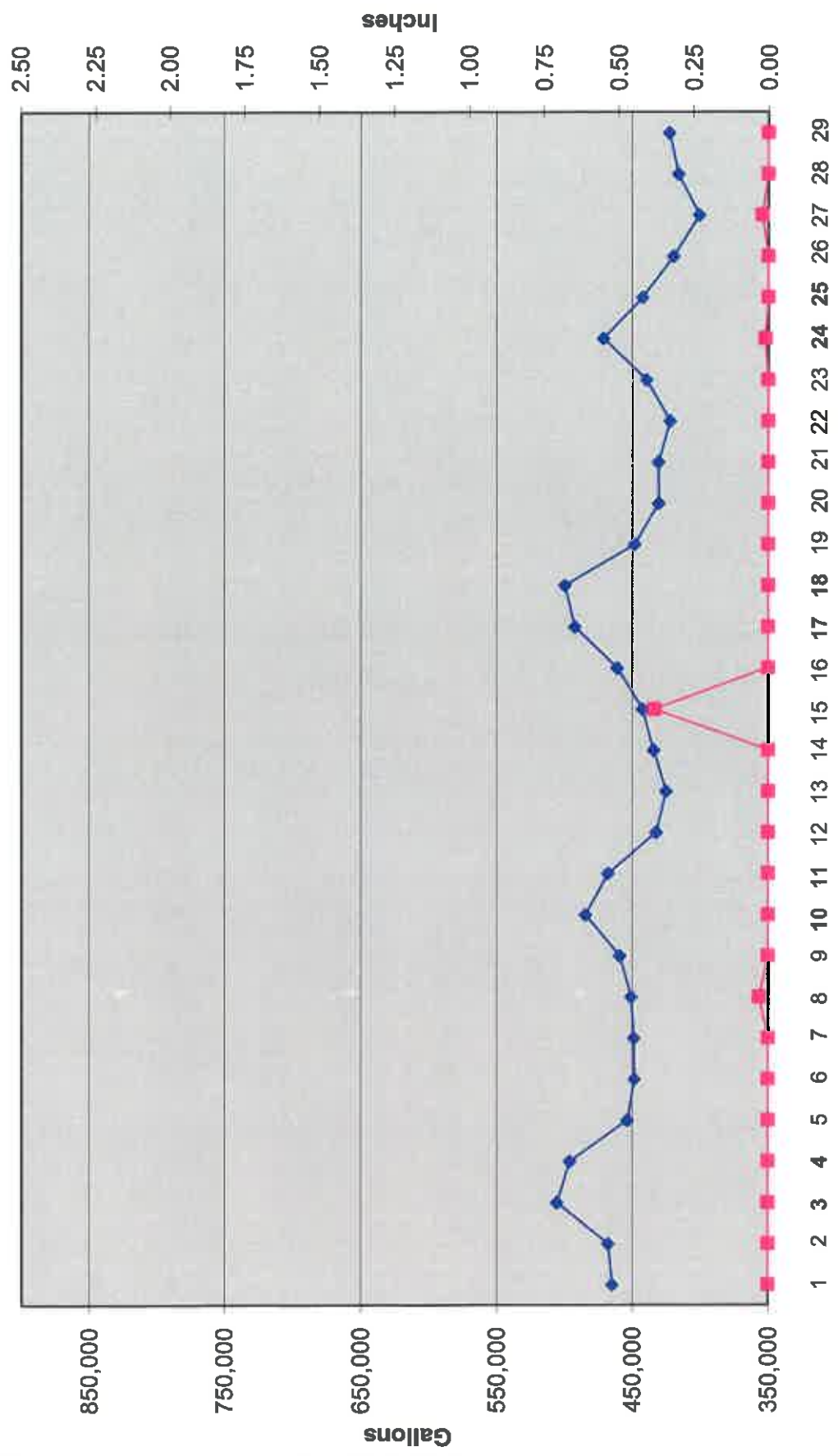
### **Lake Committee**

The next meeting of the Lake Committee is scheduled for 7:00 P.M. on Wednesday, April 3, 2024 at the Town Hall.

### **Attachments**

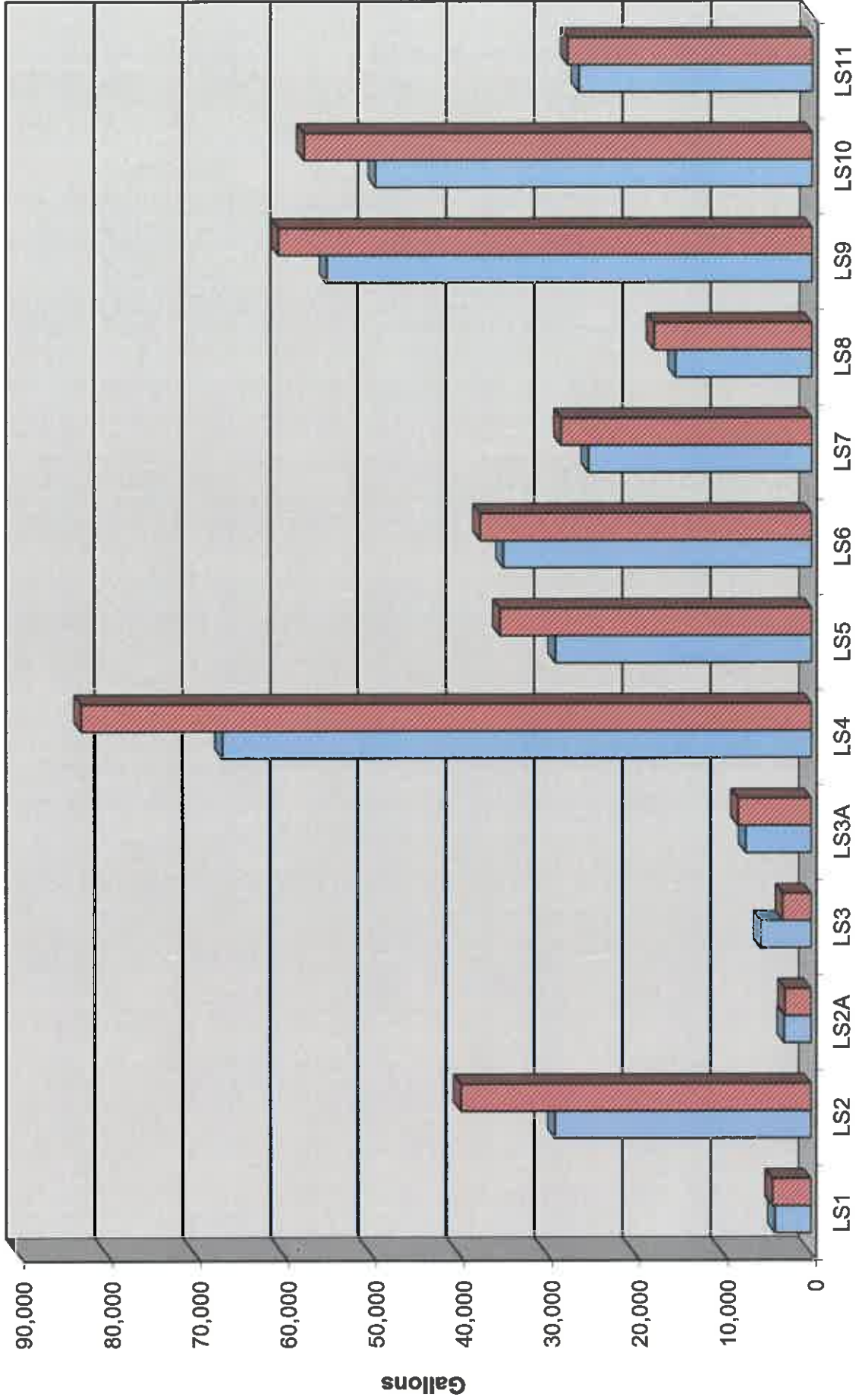
# Wastewater Flow/Precipitation - February, 2024

◆ Wastewater Flow     ■ Precipitation

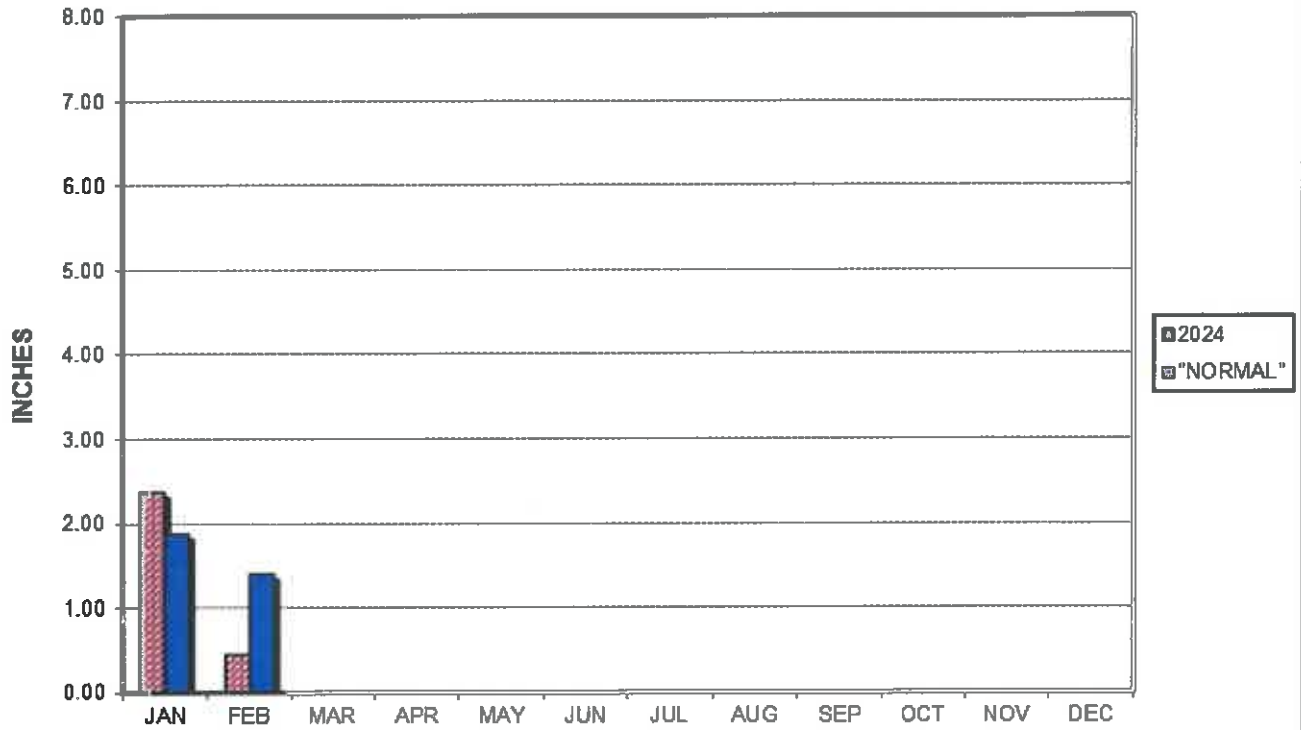


Average Daily Flow/Peak Flow by Area-February, 2024

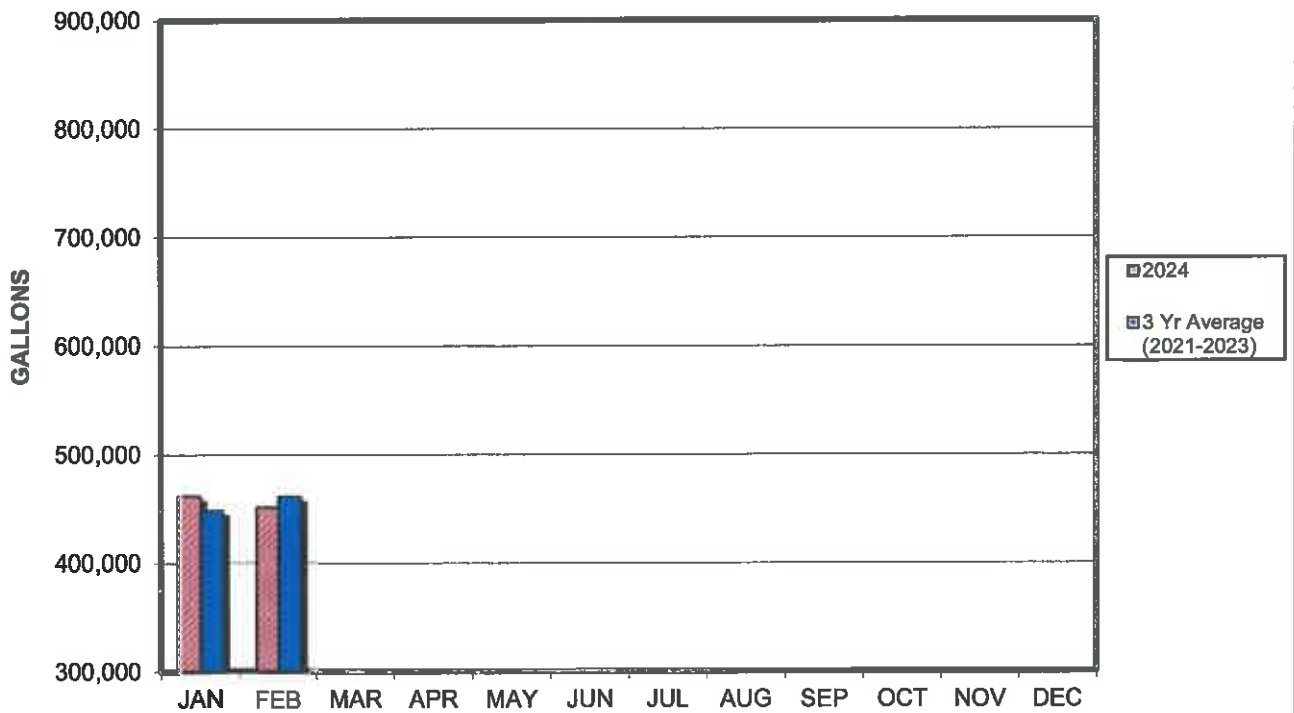
Average Peak



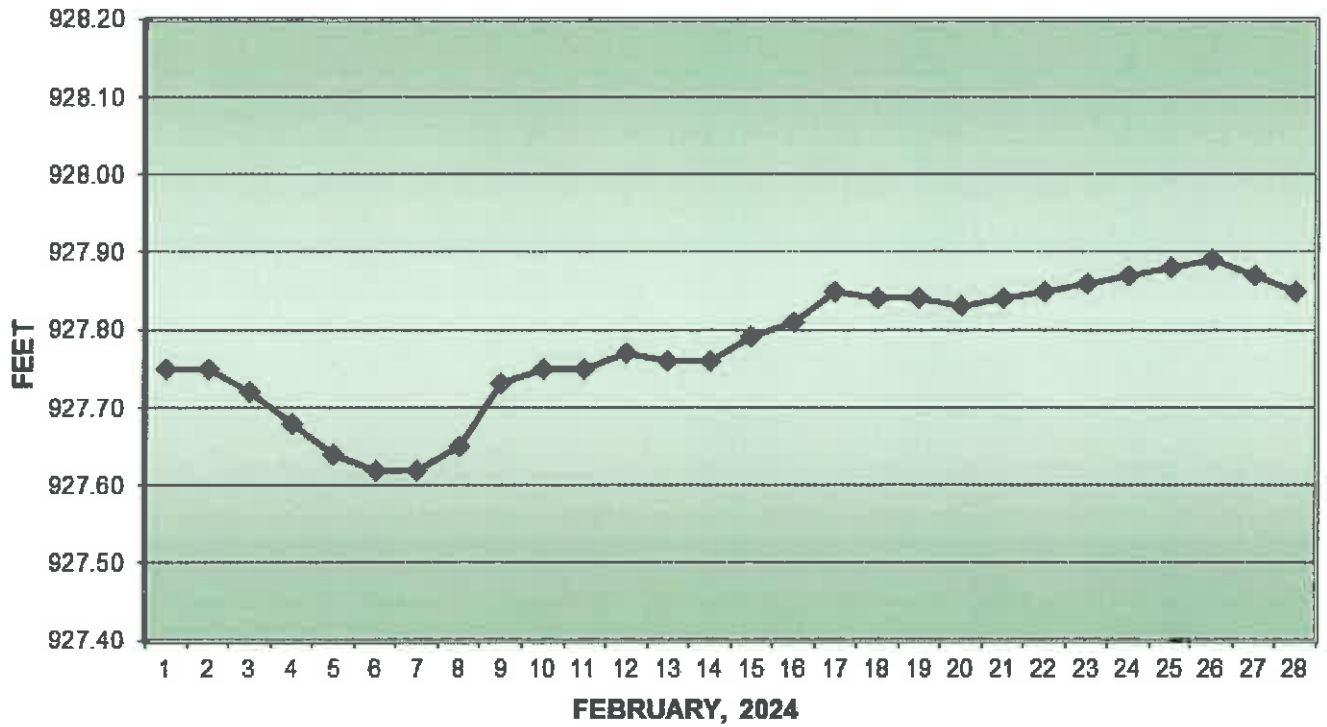
### PRECIPITATION - DELAVAN LAKE, WI



### AVERAGE WASTEWATER FLOWS



### LAKE ELEVATION - DELAVAN LAKE, WI



### AVERAGE LAKE ELEVATION - DELAVAN LAKE, WI

