

**DELAVAN LAKE SANITARY DISTRICT  
ADMINISTRATOR'S REPORT  
MARCH ACTIVITY 2024**

**ADMINISTRATION**

Borg Rd. Interceptor sewer metering system has been repaired.

Lift Station #3 and #10 generators finally arrived after a long waiting period. Scheduling install dates forth coming.

Villa Clare Development Sanitary Sewer review is in progress.

Lift Station #2A WE Energies alterations to prepare the station to convert to a 3-phase WYE system is in progress.

Lift Station #2A and #5 lift station repairs and upgrades are being held up by county in violation of a court decisions from the View Crest manhole repairs. There is continued push back by the county to resist the maintenance and efforts to maintain the public sewer system and continue the protection of the public and environment.

Shores of Delavan easements and agreements are signed and approved and turned over to Shodeen to wrap up and record.

**SEWER SYSTEM OPERATIONS**

**Building Sewer Connections**

**New Connections for the Month - 0**

**Reconnections for the Month - 0**

**Disconnections for the Month - 1**

**Total Number of Structures Connected to Date - 3,131**

**Total ERU Count for the Month - 4,053**

**Operation and Maintenance**

**Average March Daily Wastewater Flow to WalCoMet - 494,636 gallons**

**Peak March Flow - 714,210 gallons**

**Diggers Requests Marked for the Month - 75**

**Emergency Call Outs - 2**

**Lateral Leaks**

**Sump Pump Discharges - 4**

**Current Lateral Leaks - 51**

**Completed Lateral Leak Orders - 5**

The following charts are attached: *Wastewater Flow comparison with Precipitation March, 2024*  
*Average Daily Wastewater Flow comparison with Peak Flow*  
*Precipitation comparison with "normal"*  
*Wastewater Flow comparison with "normal"*  
*Environmental Data Summary*  
*Daily Lake Elevation for March, 2024*  
*Lake Elevation comparison with "normal"*

### **Lake Monitoring/Lake Level**

**Precipitation Total for the Month – 5.31 inches**  
**Above Normal – 2.64 inches**  
**Ice On Date – January 15, 2024**  
**Ice Off Date – February 27, 2024**

**Secchi Disc Reading Main Lake – 30.0 feet 12/14/2023**

*See attached Lake Elevation Graph and Chart.*

### **Lake Information**

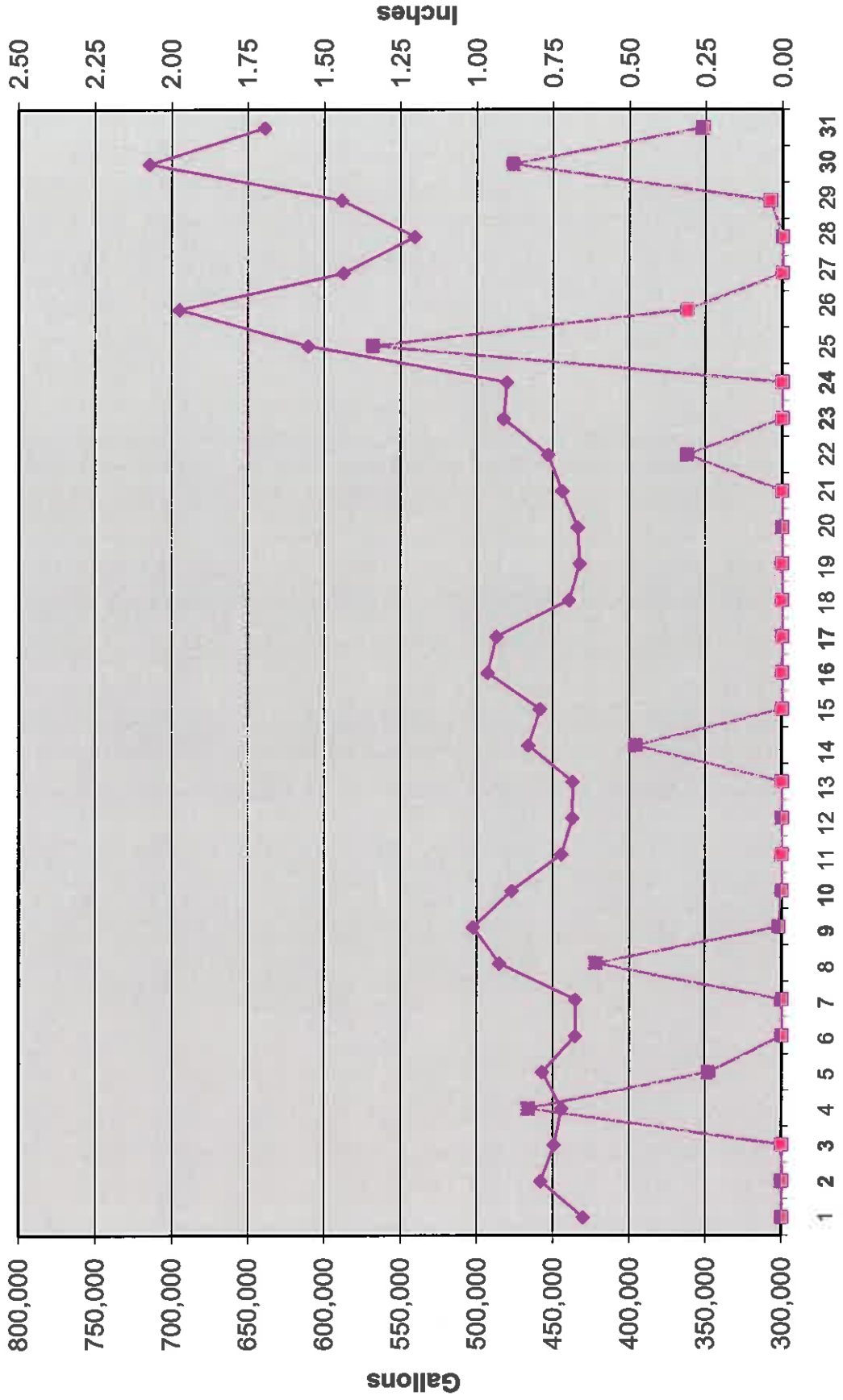
**DNR Lake Level Goal – 927.86 feet**  
**Average Lake Elevation – 927.88 feet**

### **Lake Committee**

The next meeting of the Lake Committee is scheduled for 7:00 P.M. on Wednesday, May 1, 2024 at the Town Hall.

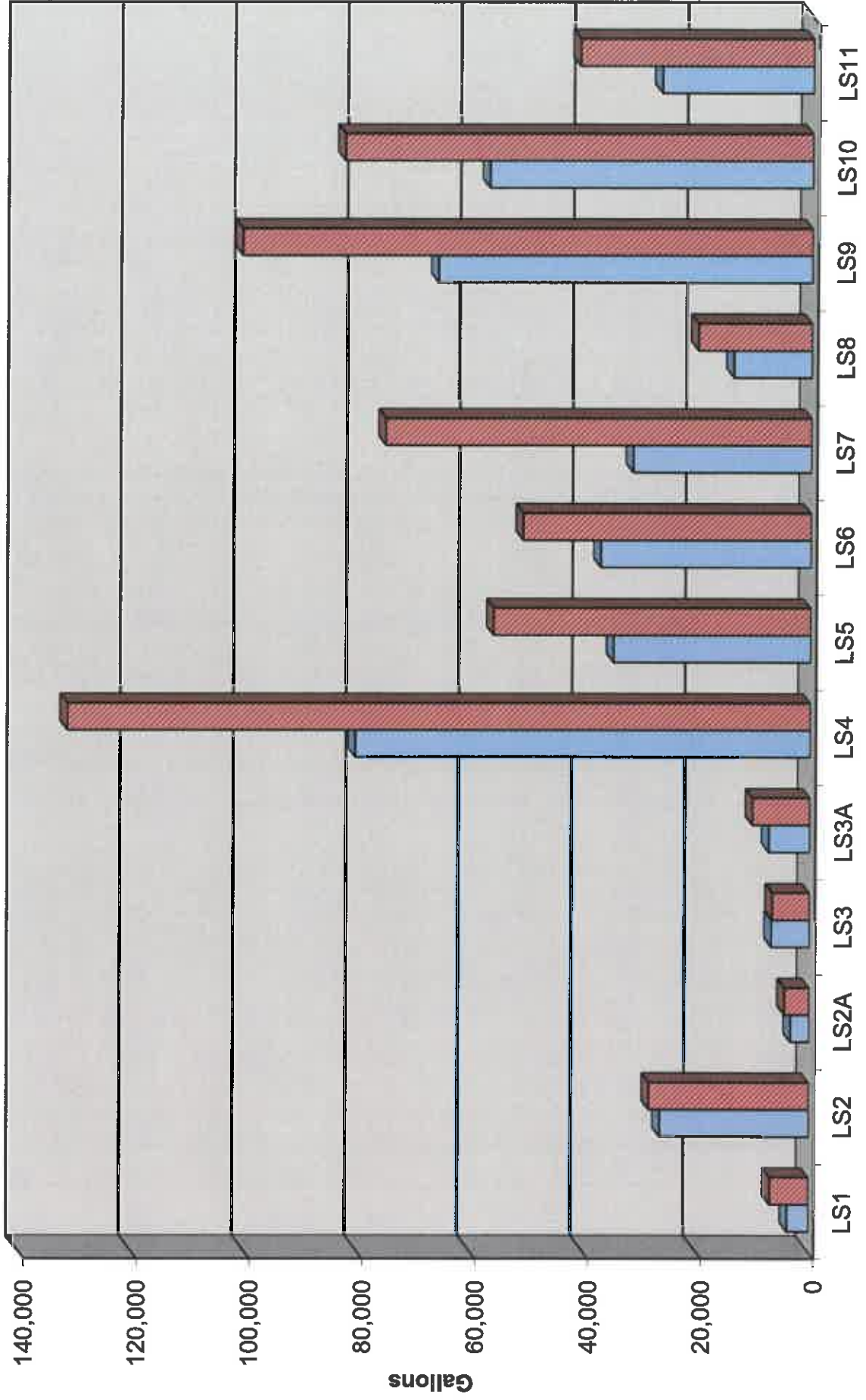
### **Attachments**

Wastewater Flow/Precipitation - March, 2024

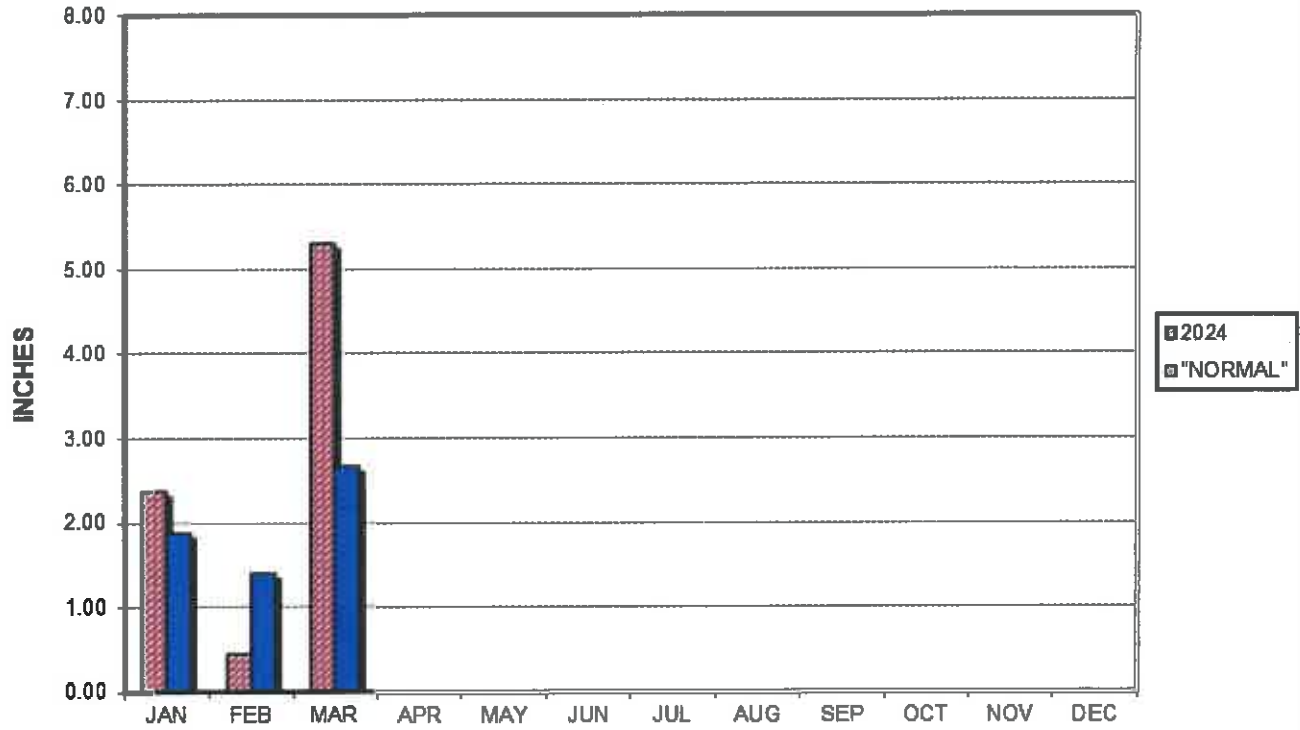


Average Daily Flow/Peak Flow by Area - March, 2024

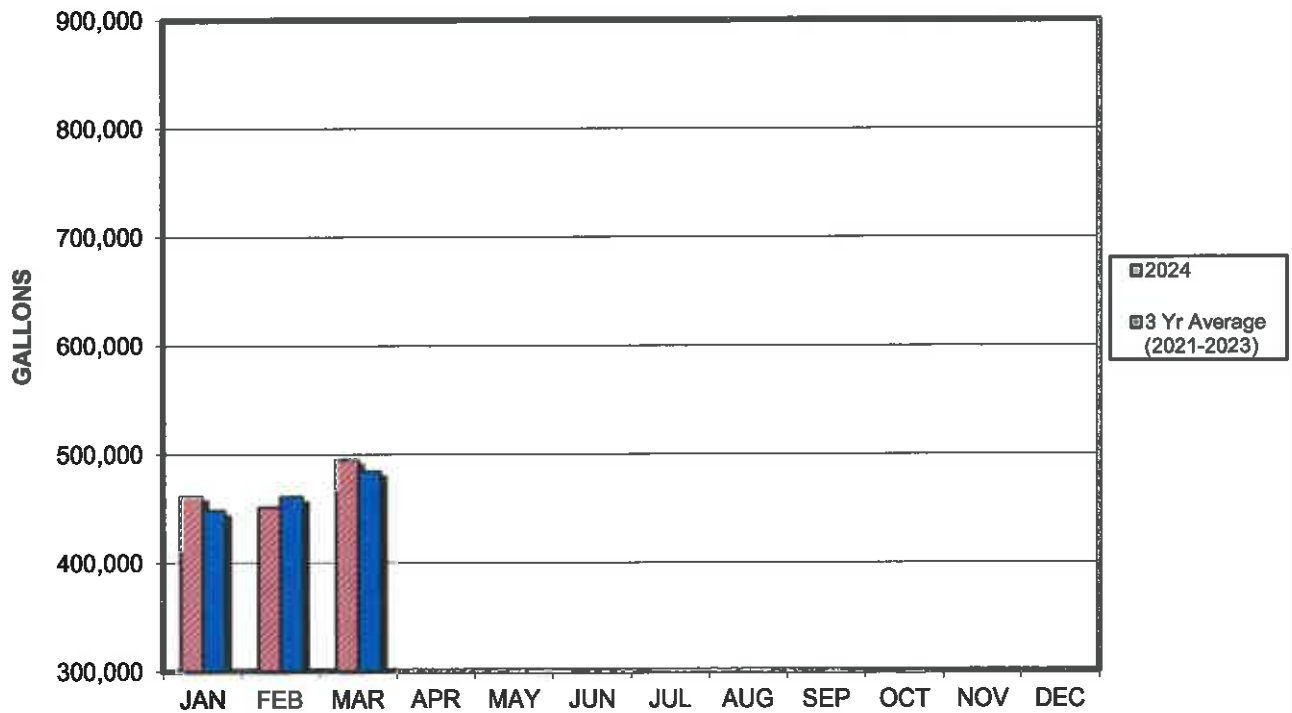
□ Average    ■ Peak



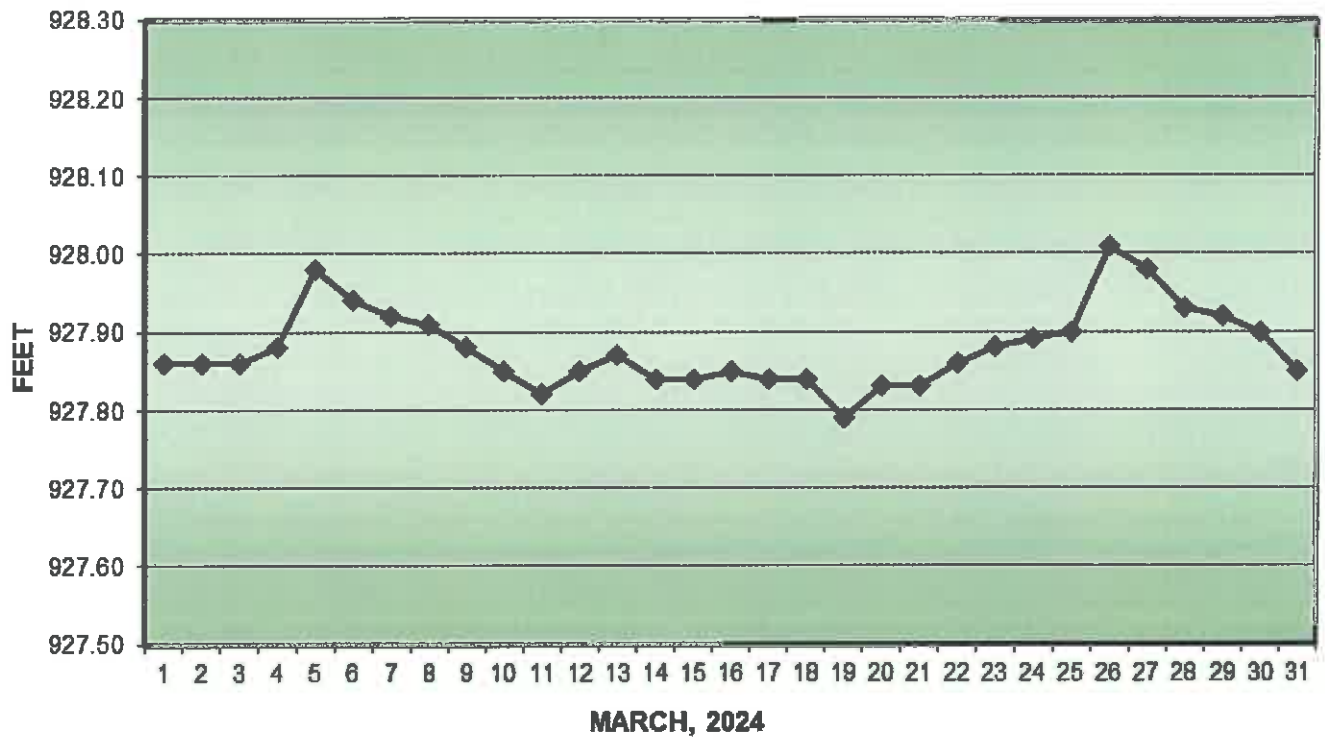
### PRECIPITATION - DELAVAN LAKE, WI



### AVERAGE WASTEWATER FLOWS



### LAKE ELEVATION - DELAVAN LAKE, WI



### AVERAGE LAKE ELEVATION - DELAVAN LAKE, WI

