

**DELAVAN LAKE SANITARY DISTRICT
ADMINISTRATOR'S REPORT
APRIL ACTIVITY 2019**

ADMINISTRATION

DLSD received a \$7,454.00 grant approval to refurbish one harvester with a failed engine.

Mobile WIN 911 SCADA call out system was upgraded to include text, web-based access and phone service.

2018 audit was completed and presented.

Wisconsin Lakes convention in Stevens Point was attended by Charlie and Mr. Beers in April.

Sanitary sewer force main project has been rescheduled for fall and winter of 2019/2020 and a new letter will be sent out to the residents.

Launching Harvesters is being set for May after the final maintenance items are completed.

Charlie and Audrey are successfully completing the process for the 15 healthy lake grants with property owners and the DNR for various private projects. Grant award is \$16,500 with the Grantee share of \$7,180.

Construction season is up and running strong with numerous diggers hotline requests.

SEWER SYSTEM OPERATIONS

Building Sewer Connections

New Connections for the Month - 0

Reconnections for the Month - 0

Disconnections for the Month - 0

Total Number of Structures Connected to Date - 3,092

Total ERU Count for the Month - 4,008

Operation and Maintenance

Average April Daily Wastewater Flow to WalCoMet - 579,653 gallons

Peak April Flow - 681,972 gallons

Diggers Requests Marked for the Month - 100

Emergency Call Outs - 0

The following charts are attached: *Wastewater Flow comparison with Precipitation for April, 2019*
Average Daily Wastewater Flow comparison with Peak Flow
Precipitation comparison with "normal"
Wastewater Flow comparison with "normal"
Environmental Data Summary
Daily Lake Elevation for April, 2019
Lake Elevation comparison with "normal"

Lake Monitoring/Lake Level

Precipitation Total for the Month – 2.01 inches
Below Normal – 1.61 inches
Ice On Date – January 11, 2019
Ice Off Date – March 27, 2019
Secchi Disc Reading Main Lake – 10.5 feet on 4/8/2019

See attached Lake Elevation Graph and Chart.

Lake Information

DNR Lake Level Goal – 927.86 feet
Average Lake Elevation – 927.85 feet
Number of Dam Inspections – 30

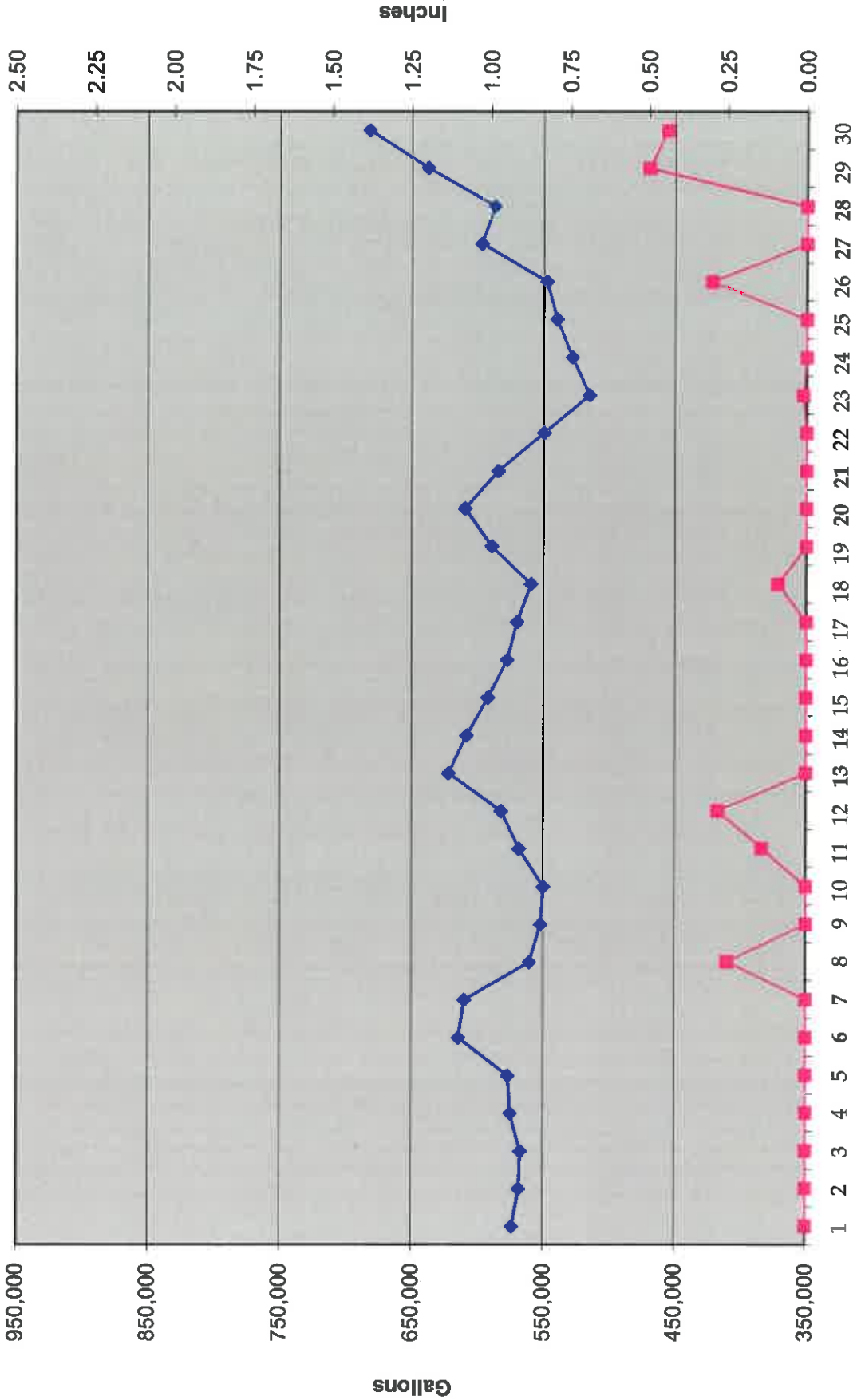
See attached Gate Setting Chart.

Lake Committee

The next meeting of the Lake Committee is scheduled for 7:00 P.M. on Wednesday, June 5, 2019 at the Town Hall.

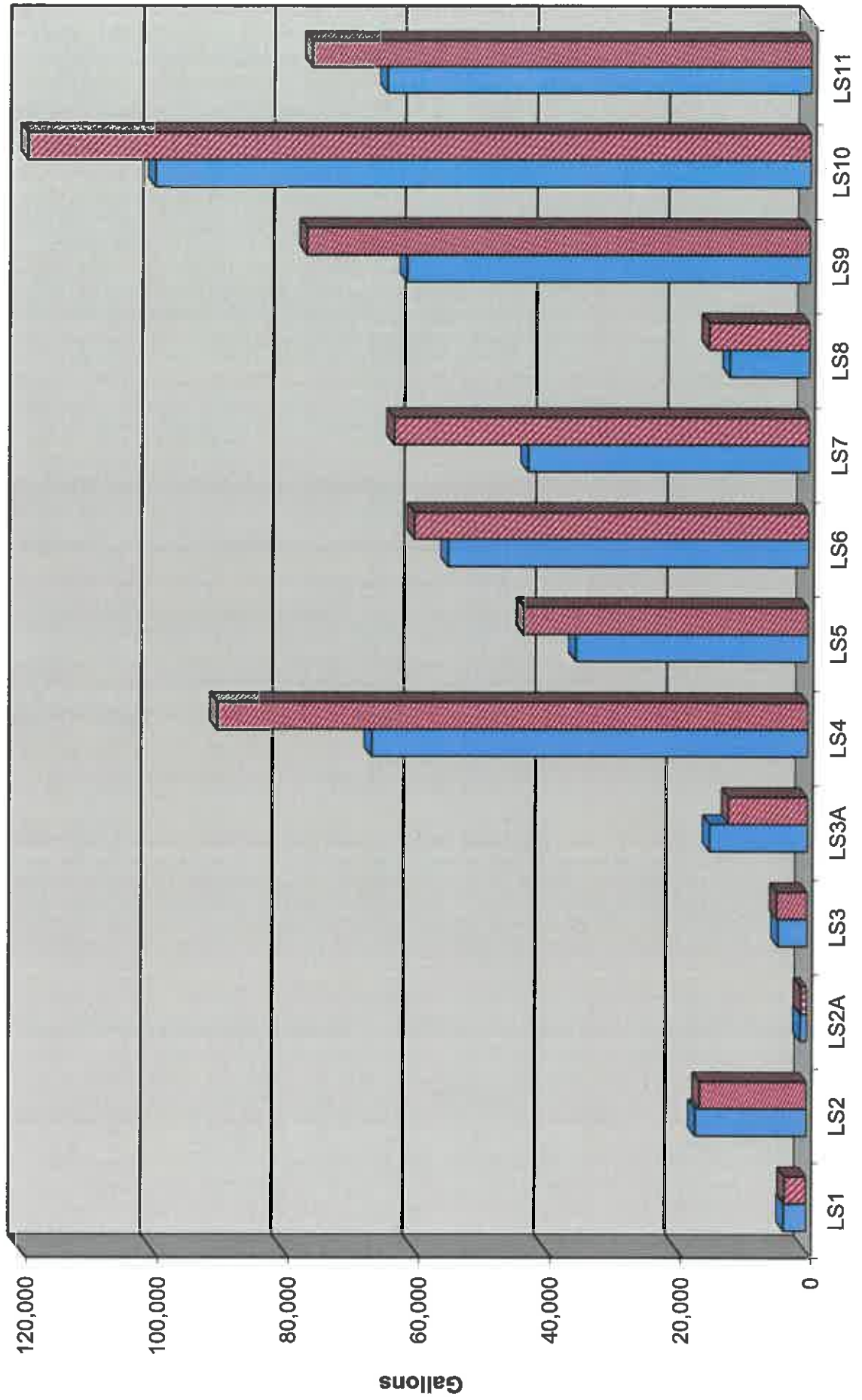
Attachments

Wastewater Flow/Precipitation - April, 2019

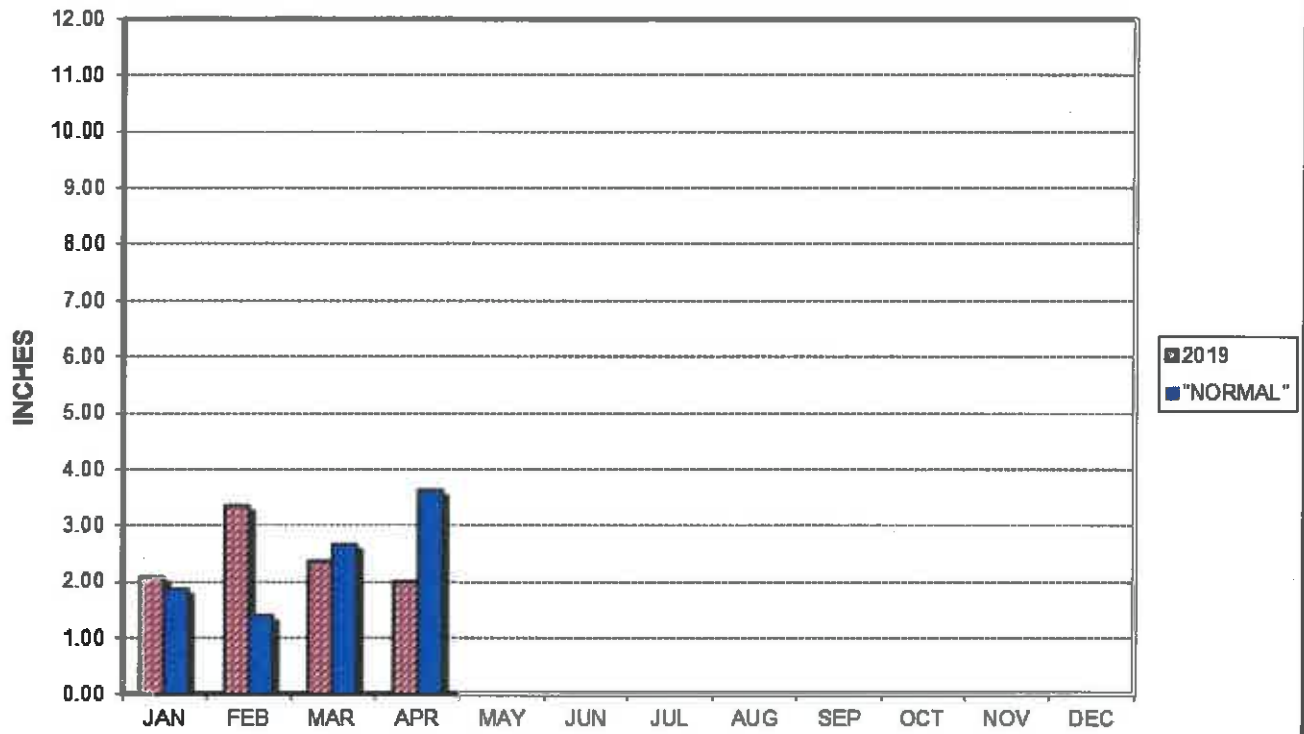


Average Daily Flow/Peak Flow by Area - April, 2019

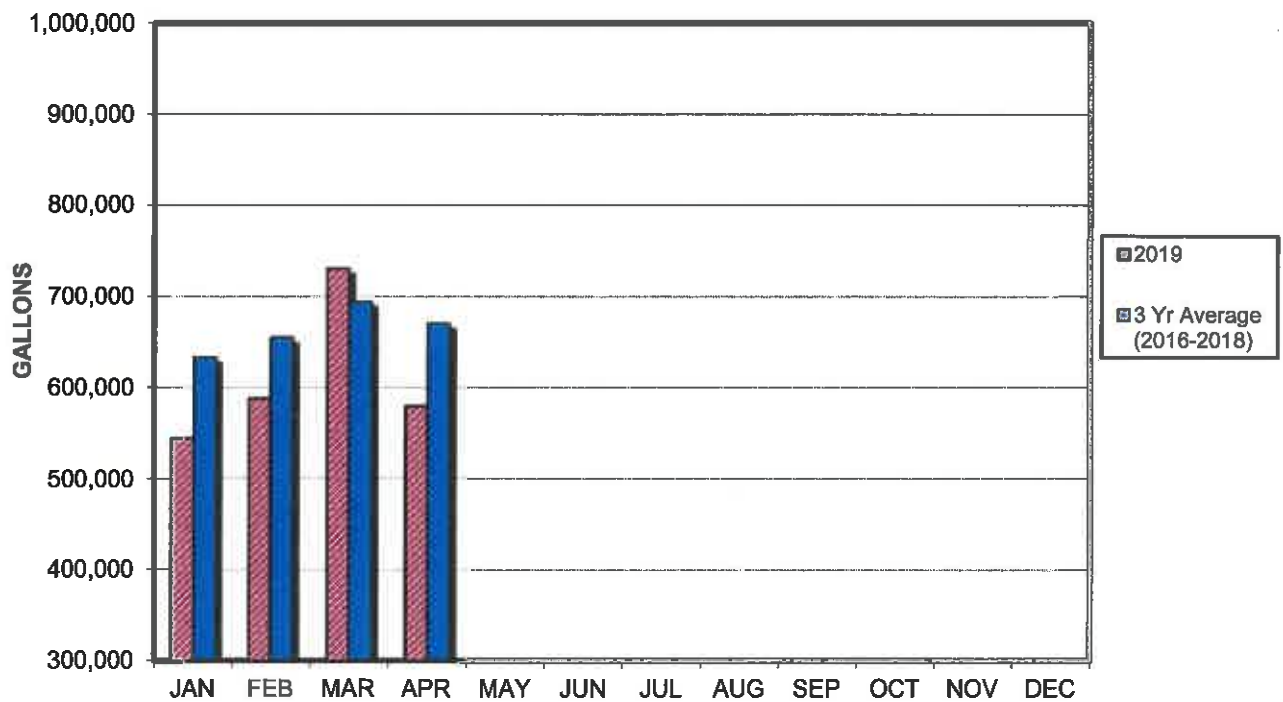
Average Peak



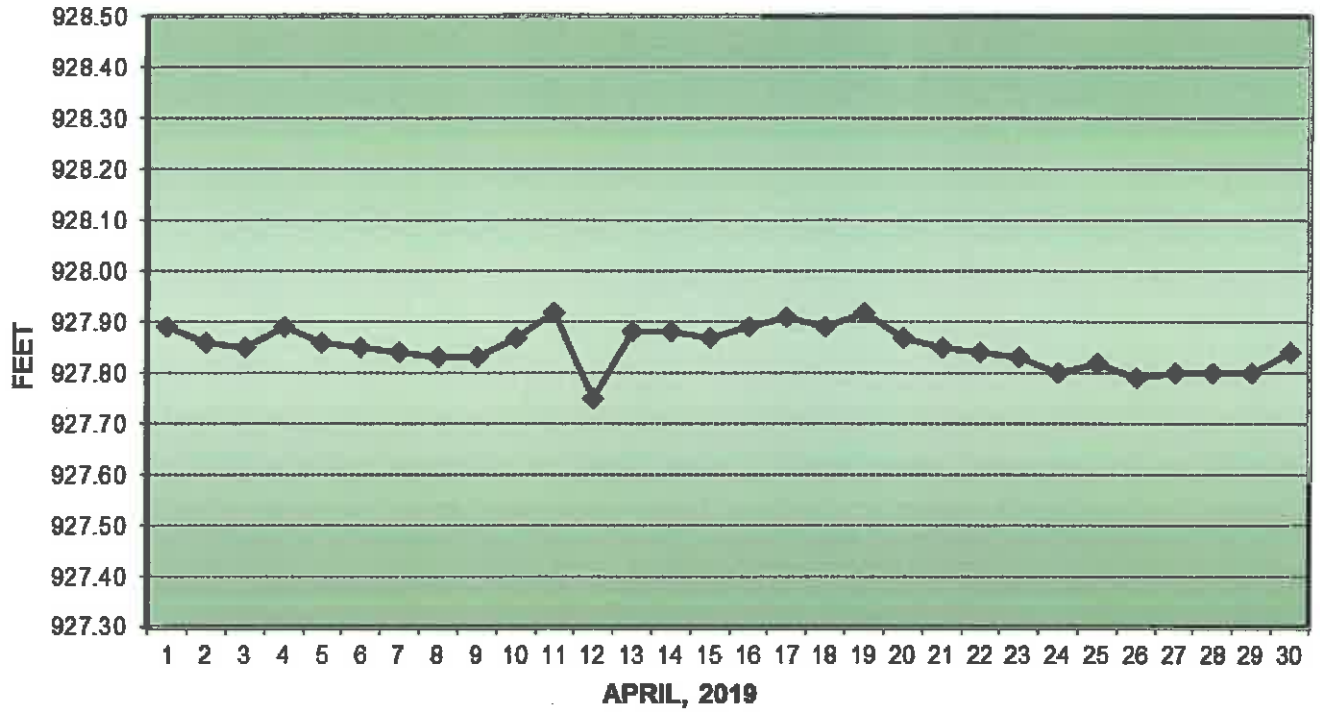
PRECIPITATION - DELAVAN LAKE, WI



AVERAGE WASTEWATER FLOWS



LAKE ELEVATION - DELAVAN LAKE, WI



AVERAGE LAKE ELEVATION - DELAVAN LAKE, WI

