

**DEHAVAN LAKE SANITARY DISTRICT  
ADMINISTRATOR'S REPORT  
JULY ACTIVITY 2018**

**ADMINISTRATION**

New harvester arrived and began cutting operations.

New dump truck arrived and is servicing the offloading areas.

Shodeen's development agreement is in progress to get finalized.

Lift Station #2 painting is completed and punch lists are being put together to close up the project

Diggers Hotline requests are up in volume keeping crews busy with locates along with regular lift station maintenance.

Project planning is under way for lift stations in need of major maintenance items

Grouting of leaking manholes is in progress

Lift Station #8 Generator is in need of some repairs or replacement. Crews are working on a solution to best serve the district long term.

Camera work continues with staff, televising the system for main line problems, illegal sump pump connections and failing laterals.

Server and computer problems needed some attention to rectify some issues.

**SEWER SYSTEM OPERATIONS**

**Building Sewer Connections**

**New Connections for the Month - 0**

**Reconnections for the Month - 1**

**Disconnections for the Month - 2**

**Total Number of Structures Connected to Date - 3,094**

**Total ERU Count for the Month - 4,007**

**Operation and Maintenance**

**Average July Daily Wastewater Flow to WalCoMet - 559,922 gallons**

**Peak July Flow - 755,886 gallons**

**Diggers Requests Marked for the Month - 130**

**Emergency Call Outs - 3**

The following charts are attached: *Wastewater Flow comparison with Precipitation for July, 2018*  
*Average Daily Wastewater Flow comparison with Peak Flow*  
*Precipitation comparison with "normal"*  
*Wastewater Flow comparison with "normal"*  
*Environmental Data Summary*  
*Daily Lake Elevation for July, 2018*  
*Lake Elevation comparison with "normal"*

### **Lake Monitoring/Lake Level**

**Precipitation Total for the Month – 2.11 inches**  
**Below Normal – 2.19 inches**  
**Ice On Date – December 26, 2017**  
**Ice Off Date – March 24, 2018**  
**Secchi Disc Reading Main Lake – 6.5 feet on 7/23/2018**

*See attached Lake Elevation Graph and Chart.*

### **Lake Information**

**DNR Lake Level Goal – 927.86 feet**  
**Average Lake Elevation – 927.80 feet**  
**Number of Dam Inspections – 31**

*See attached Gate Setting Chart.*


### **Lake Committee**

The next meeting of the Lake Committee is scheduled for 7:00 P.M. on Wednesday, September 5th, 2018 at the Town Hall.

### **Attachments**

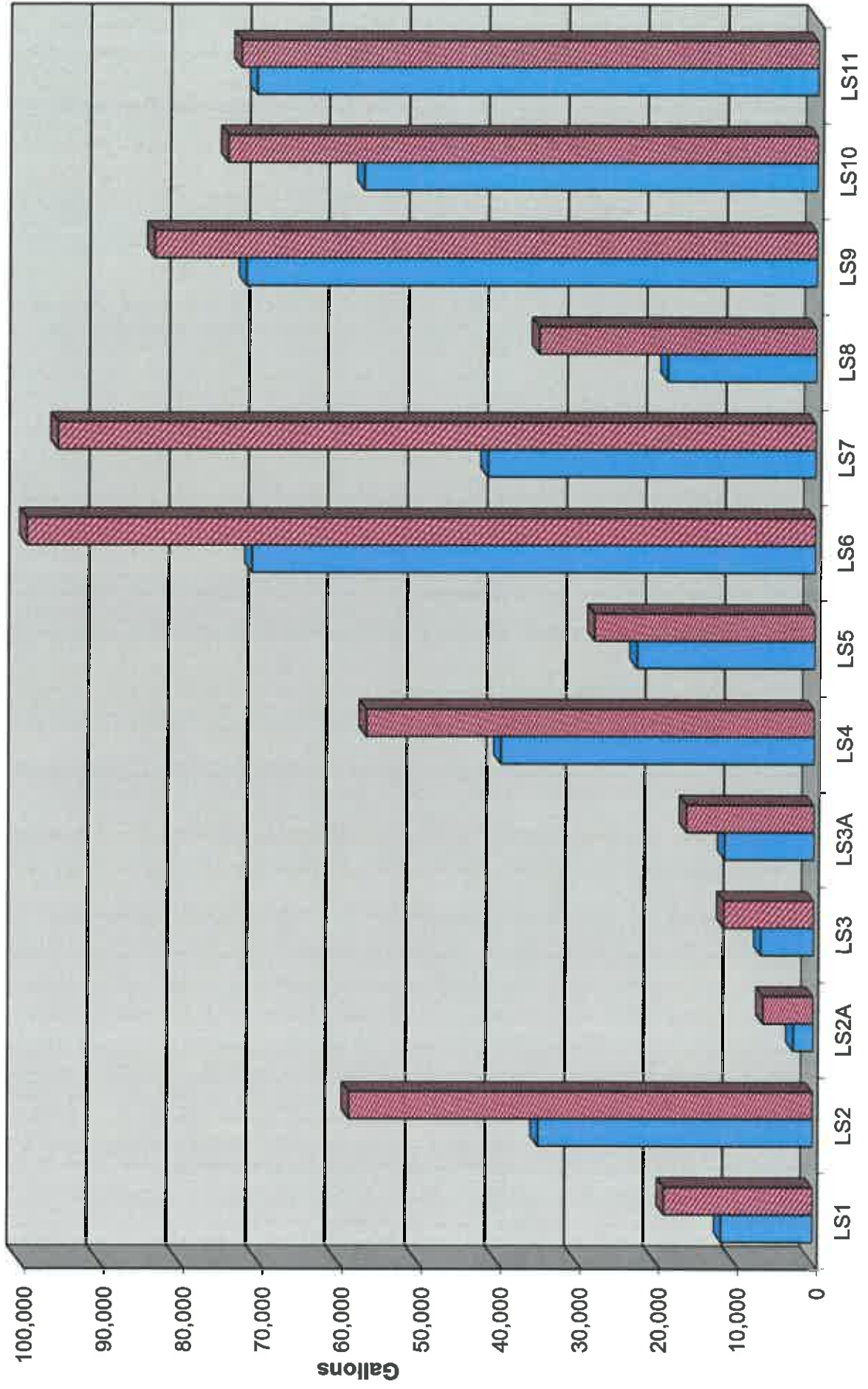
**Wastewater Flow/Precipitation - July, 2018**

◆ Wastewater Flow    
 ■ Precipitation

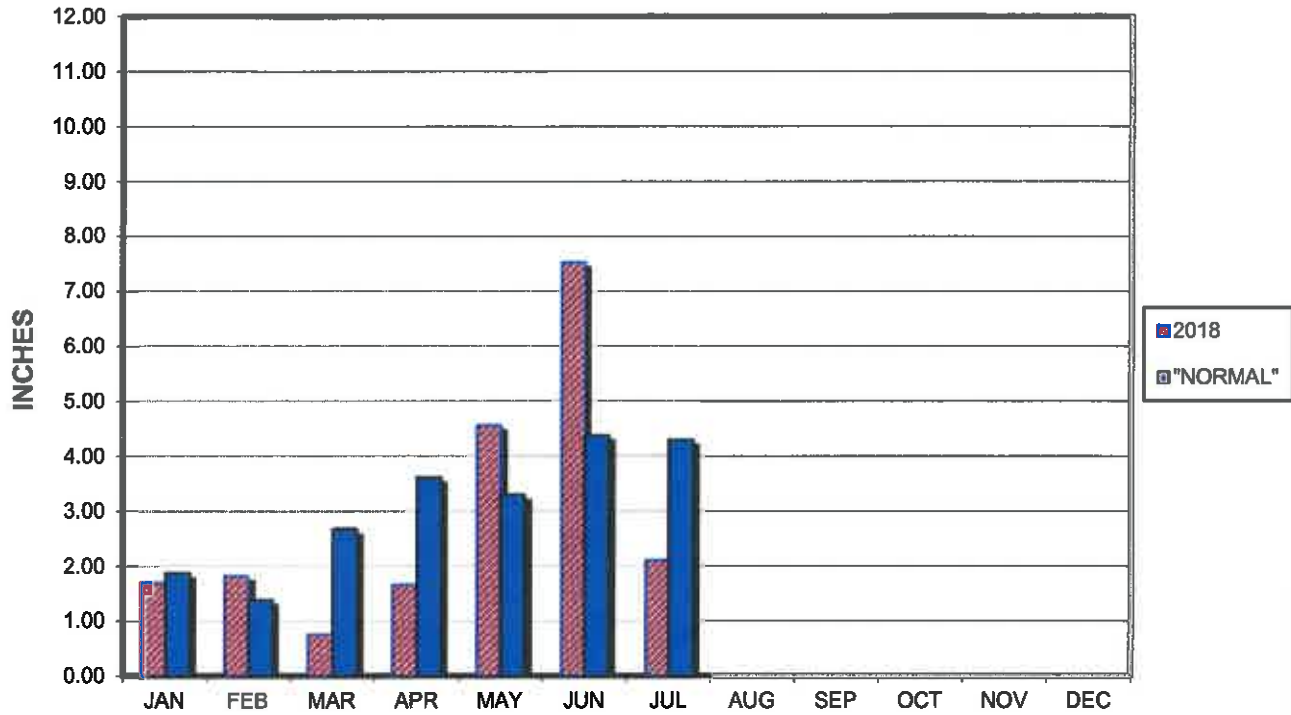


Average Daily Flow/Peak Flow by Area - July, 2018

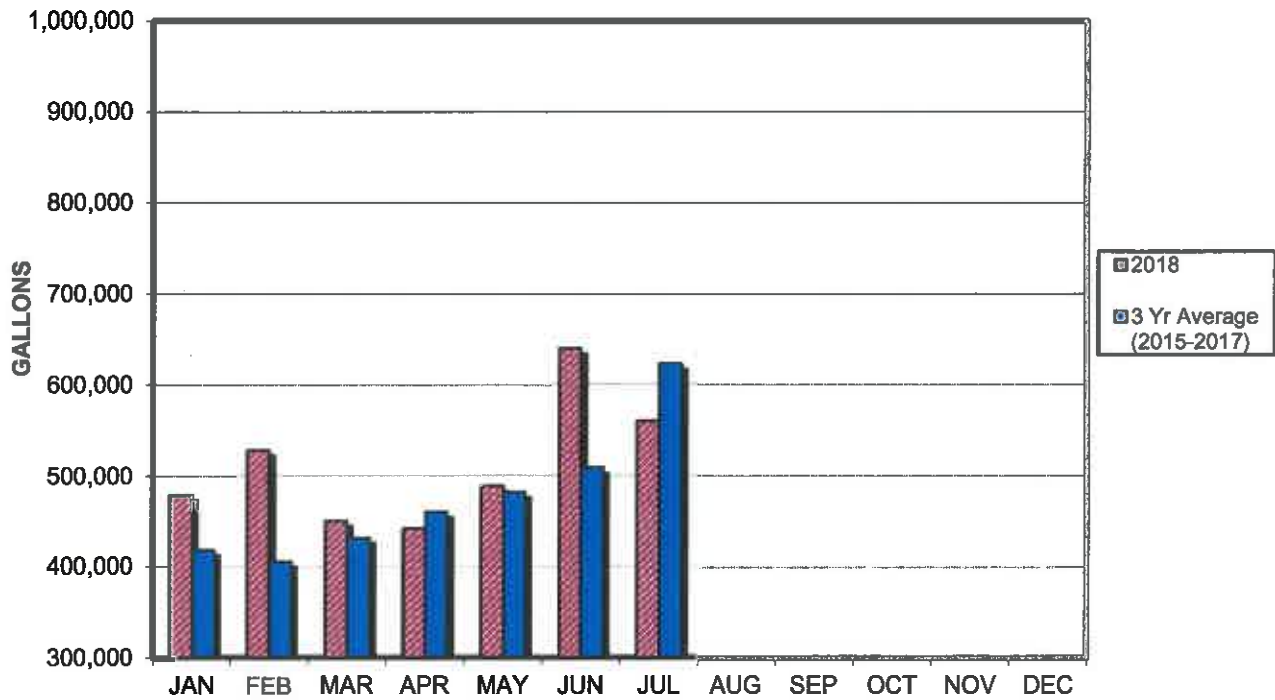
Legend: Average (Blue), Peak (Red)



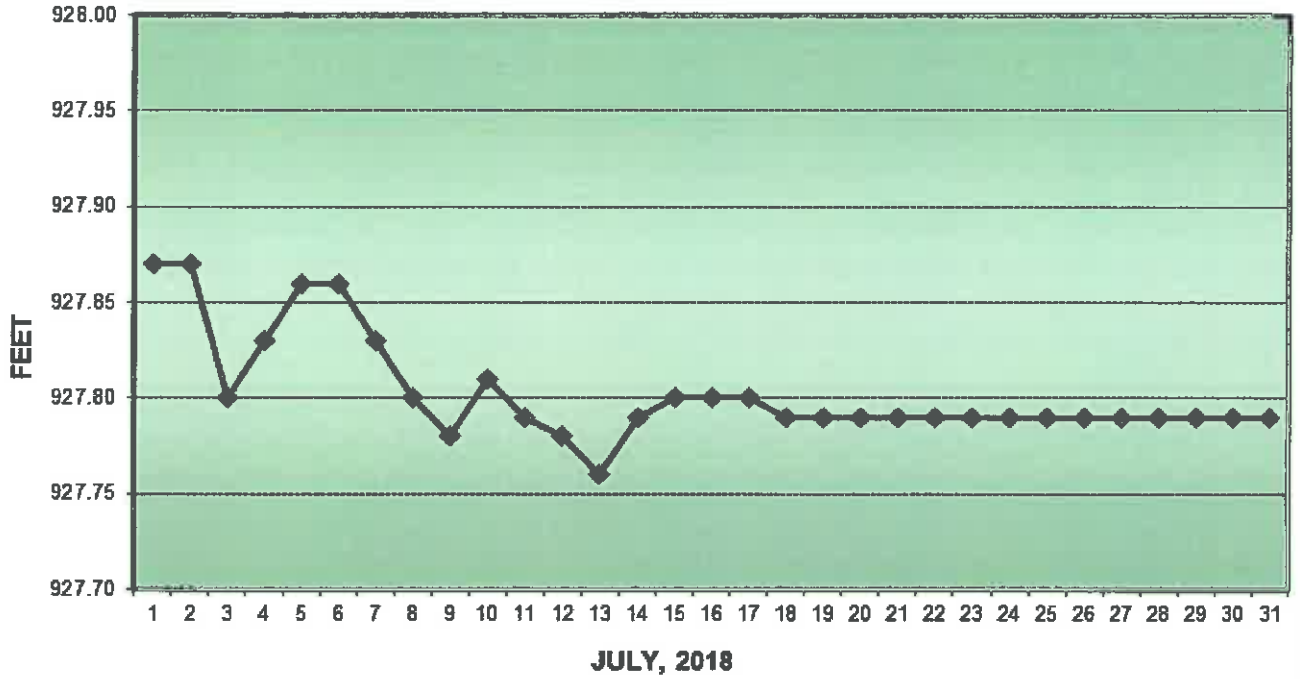
### PRECIPITATION - DELAVAN LAKE, WI



### AVERAGE WASTEWATER FLOWS



### LAKE ELEVATION - DELAVAN LAKE, WI



### AVERAGE LAKE ELEVATION - DELAVAN LAKE, WI

