

**DELAVAN LAKE SANITARY DISTRICT  
ADMINISTRATOR'S REPORT  
JUNE ACTIVITY 2019**

**ADMINISTRATION**

Clear cutting opened June 15<sup>th</sup> per the DNR permit.

Small harvester's motor was replaced, and new harvester had some warranty work done before use.

Barge had to be removed from the lake for repairs.

Lake projects planning meeting was successfully attended by 30 people in June with the Lake Committee, DLIA, City of Delavan, City of Elkhorn and Town of Delavan Town Board.

Stan attended a County hearing on DLSD's behalf regarding repairing sewers on View Crest Easements. Trial is set for October.

**SEWER SYSTEM OPERATIONS**

**Building Sewer Connections**

**New Connections for the Month - 1**

**Reconnections for the Month - 2**

**Disconnections for the Month - 1**

**Total Number of Structures Connected to Date - 3,097**

**Total ERU Count for the Month - 4,008**

**Operation and Maintenance**

**Average June Daily Wastewater Flow to WalCoMet - 757,387 gallons**

**Peak June Flow - 1,079,030 gallons**

**Diggers Requests Marked for the Month - 135**

**Emergency Call Outs - 5**

The following charts are attached: *Wastewater Flow comparison with Precipitation for June, 2019*  
*Average Daily Wastewater Flow comparison with Peak Flow*  
*Precipitation comparison with "normal"*  
*Wastewater Flow comparison with "normal"*  
*Environmental Data Summary*  
*Daily Lake Elevation for June, 2019*  
*Lake Elevation comparison with "normal"*

## **Lake Monitoring/Lake Level**

**Precipitation Total for the Month – 5.05 inches**

**Above Normal – 0.67 inches**

**Ice On Date – January 11, 2019**

**Ice Off Date – March 27, 2019**

**Secchi Disc Reading Main Lake – 19.0 feet on 6/26/2019**

*See attached Lake Elevation Graph and Chart.*

## **Lake Information**

**DNR Lake Level Goal – 927.86 feet**

**Average Lake Elevation – 927.85 feet**

**Number of Dam Inspections – 30**

*See attached Gate Setting Chart.*

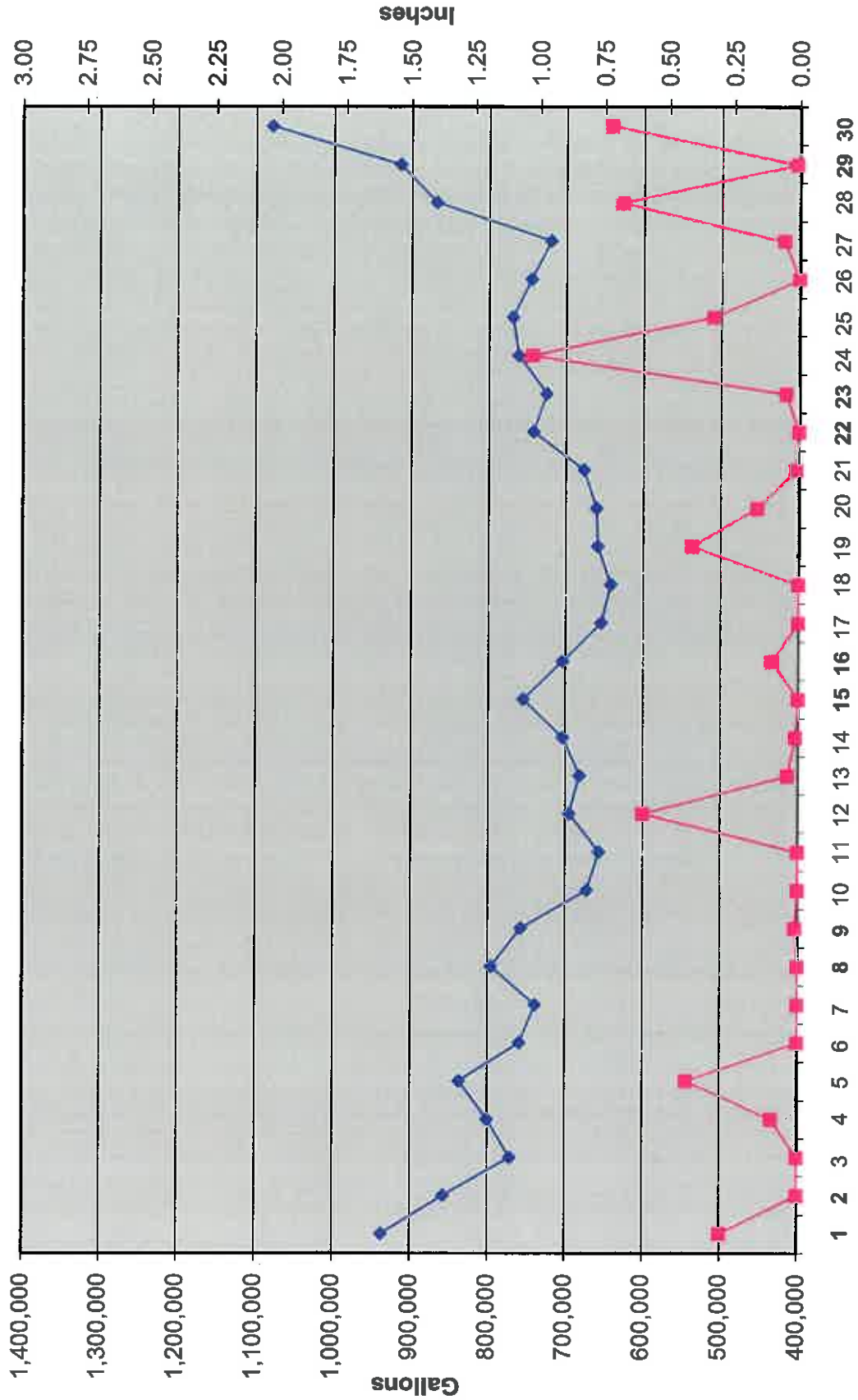
## **Lake Committee**

The next meeting of the Lake Committee is scheduled for 7:00 P.M. on Wednesday, August 7, 2019 at the Town Hall.

## **Attachments**

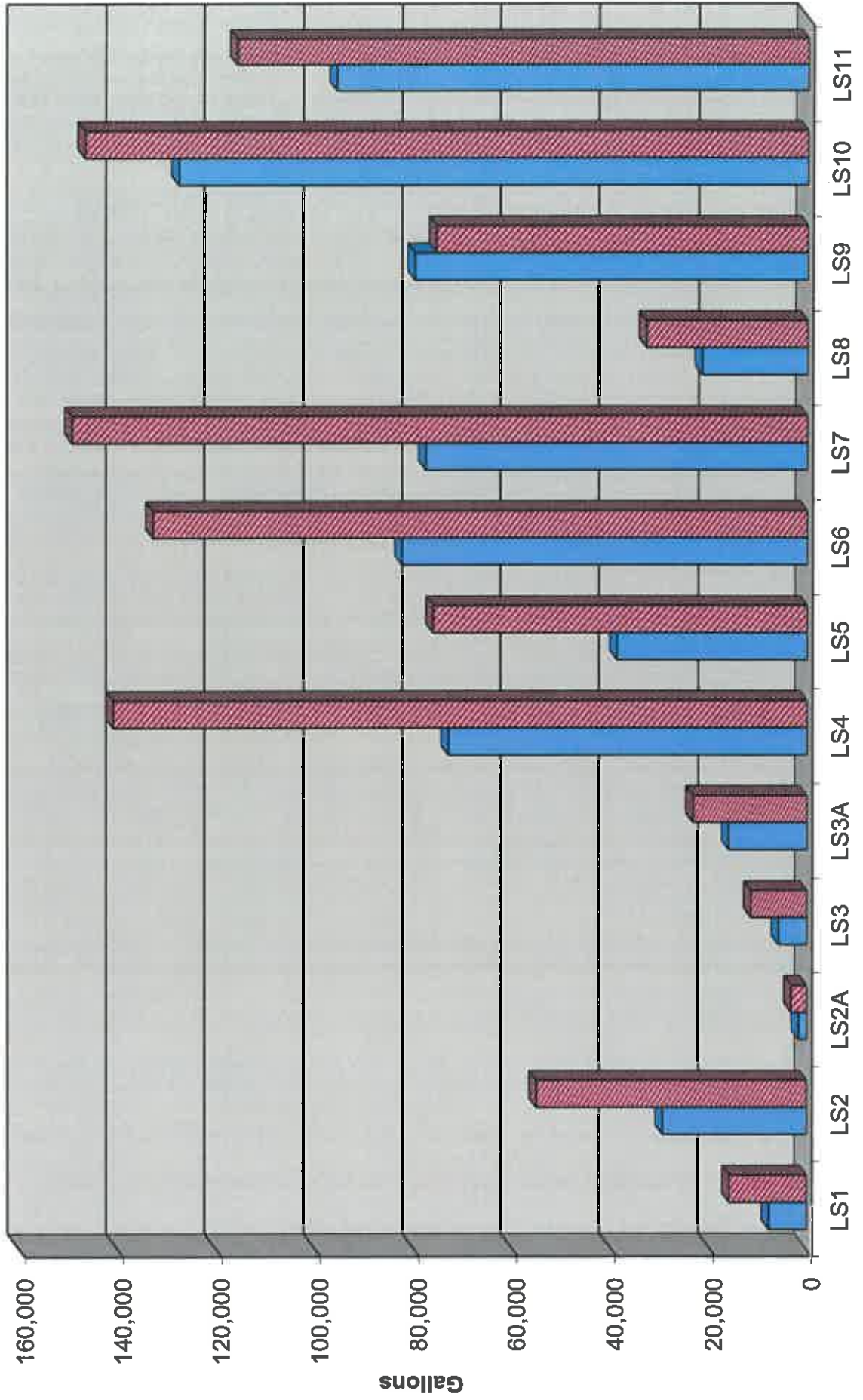
Wastewater Flow/Precipitation - June, 2019

◆ Wastewater Flow     ■ Precipitation

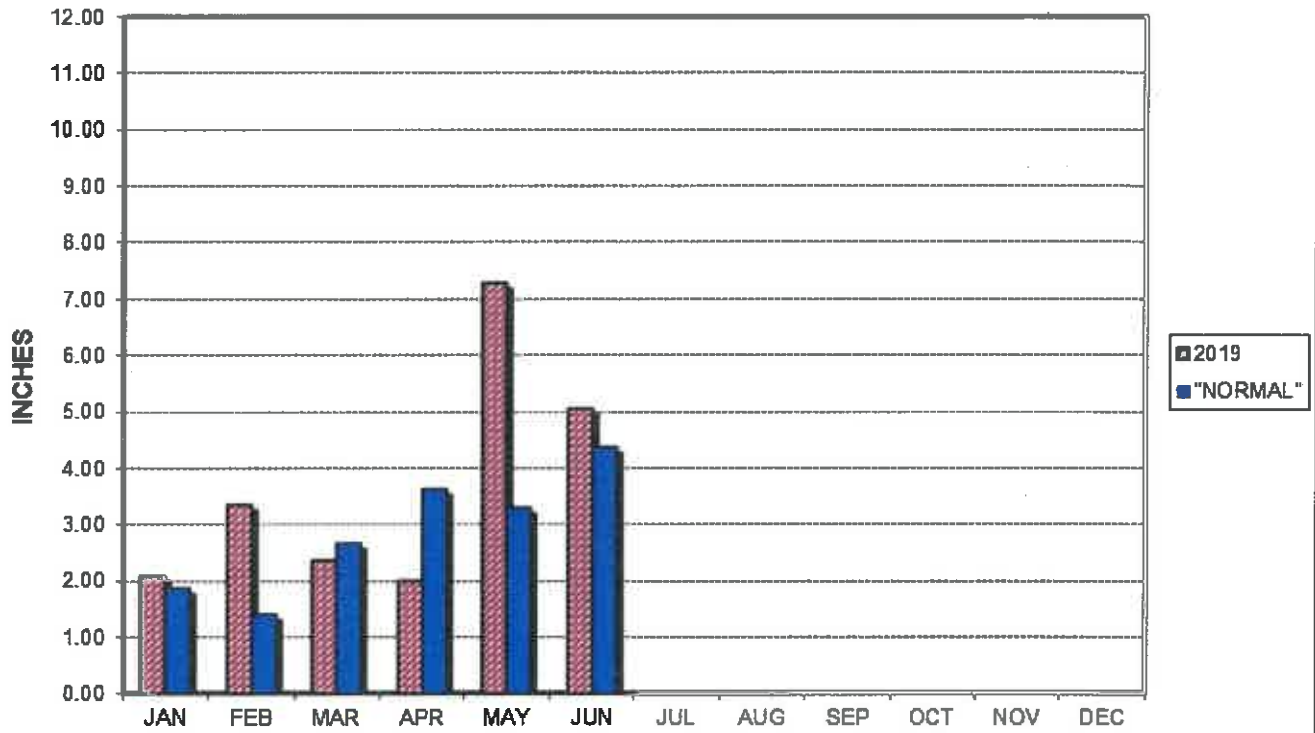


Average Daily Flow/Peak Flow by Area-June, 2019

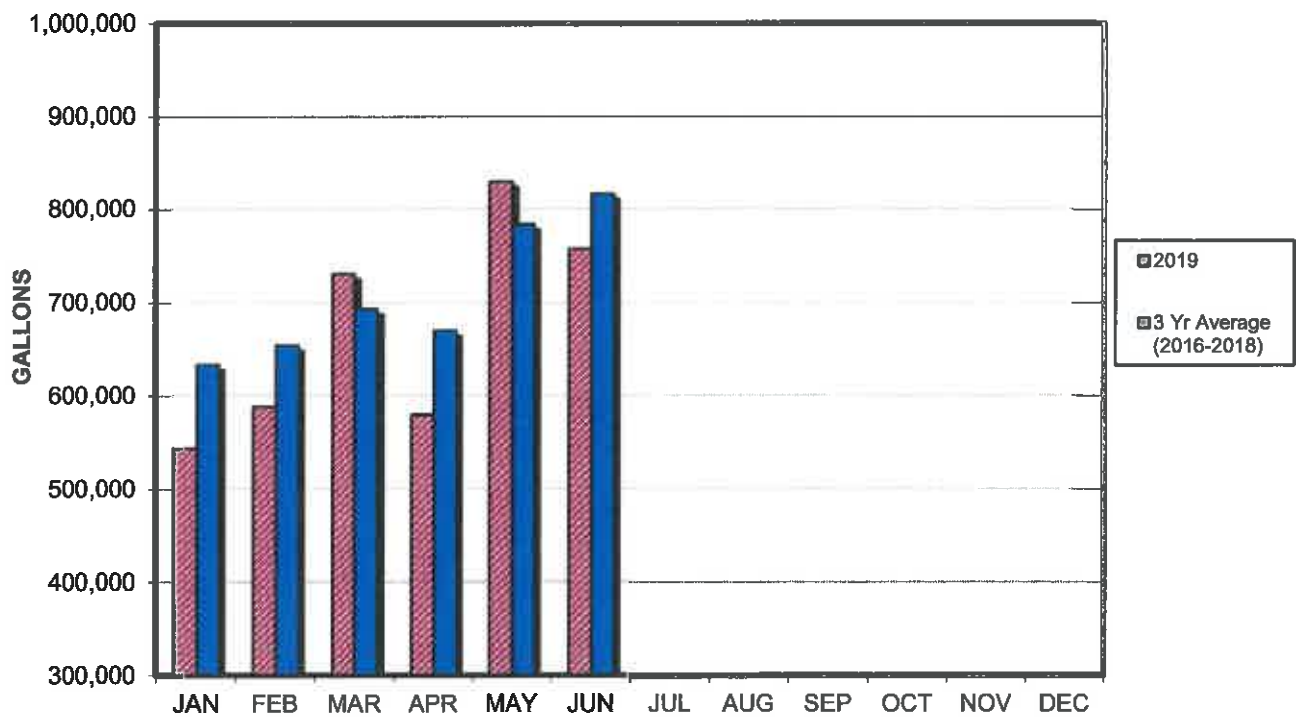
Average Peak



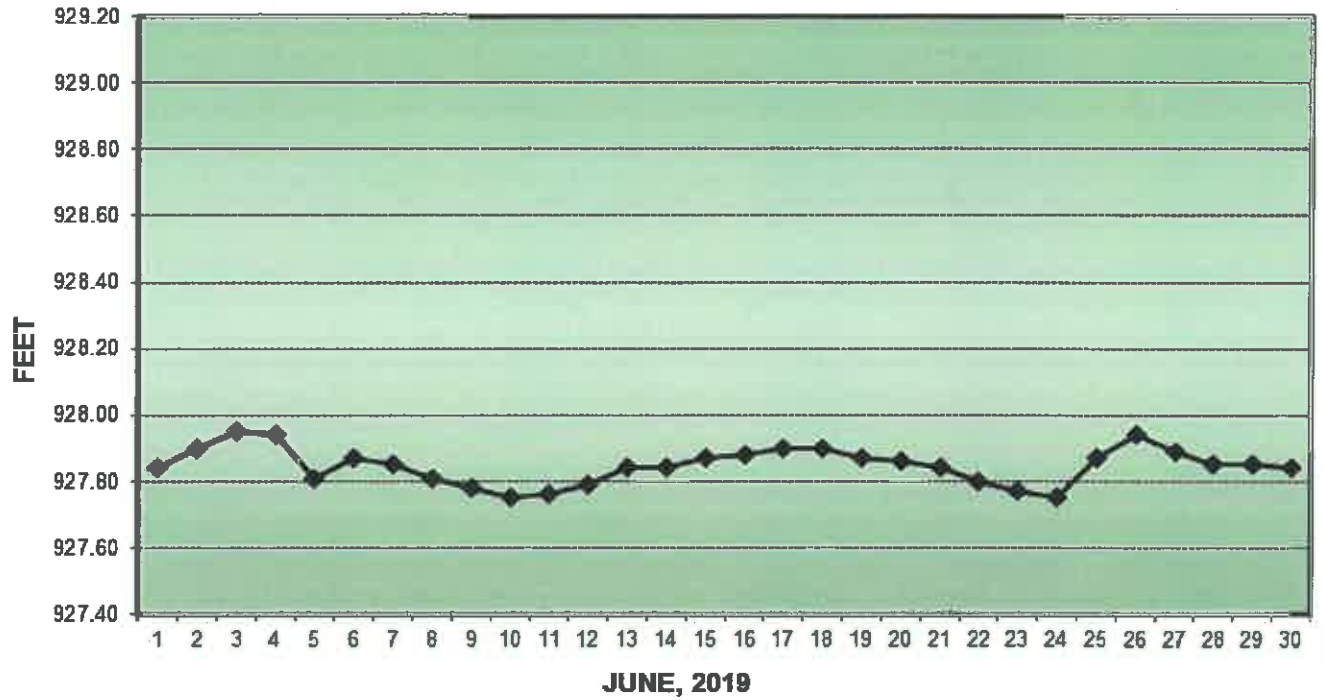
### PRECIPITATION - DELAVAN LAKE, WI



### AVERAGE WASTEWATER FLOWS



### LAKE ELEVATION - DELAVAN LAKE, WI



### AVERAGE LAKE ELEVATION - DELAVAN LAKE, WI

