

MEMO

TO: Town of Delavan Lake Committee
FROM: Delavan Lake Sanitary District
RE: DLSD Lake Management Activities for July
DATE: August 2, 2024

LAKE MONITORING RECORDS

July Precipitation – 7.14 inches
Number of Run-off events – 2
Precipitation Year-to-date – 29.56 inches
Ice On Date – January 15, 2024
Ice Off Date – February 27, 2024

December Secchi Disc Readings: Maximum – 6.0 feet
Average – 6.0 feet

LAKE LEVEL

DNR Summer Lake Elevation Expectations – 927.86 feet
Average Lake Elevation – 927.95 feet

LAKE MANAGEMENT PROGRAM

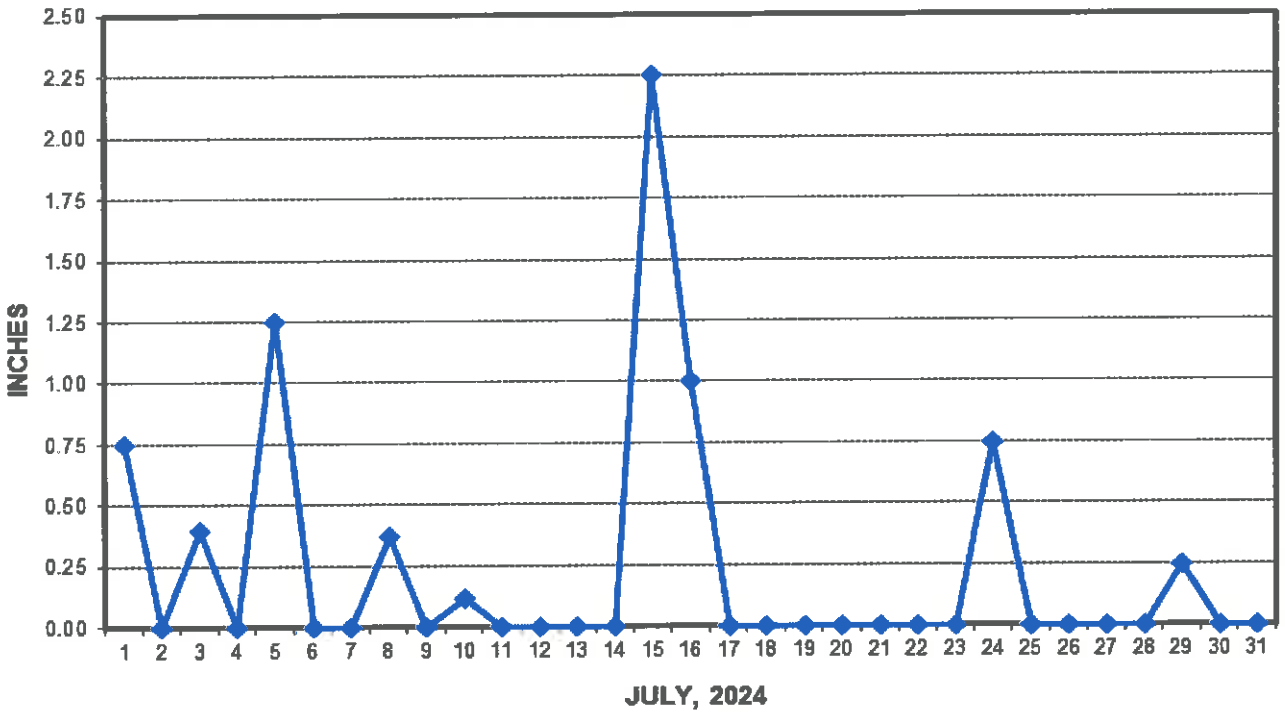
The flow out of the dam will be kept at a minimum during a bridge repair planned in the City of Delavan.

The new improved experimental mesh is working better than expected.

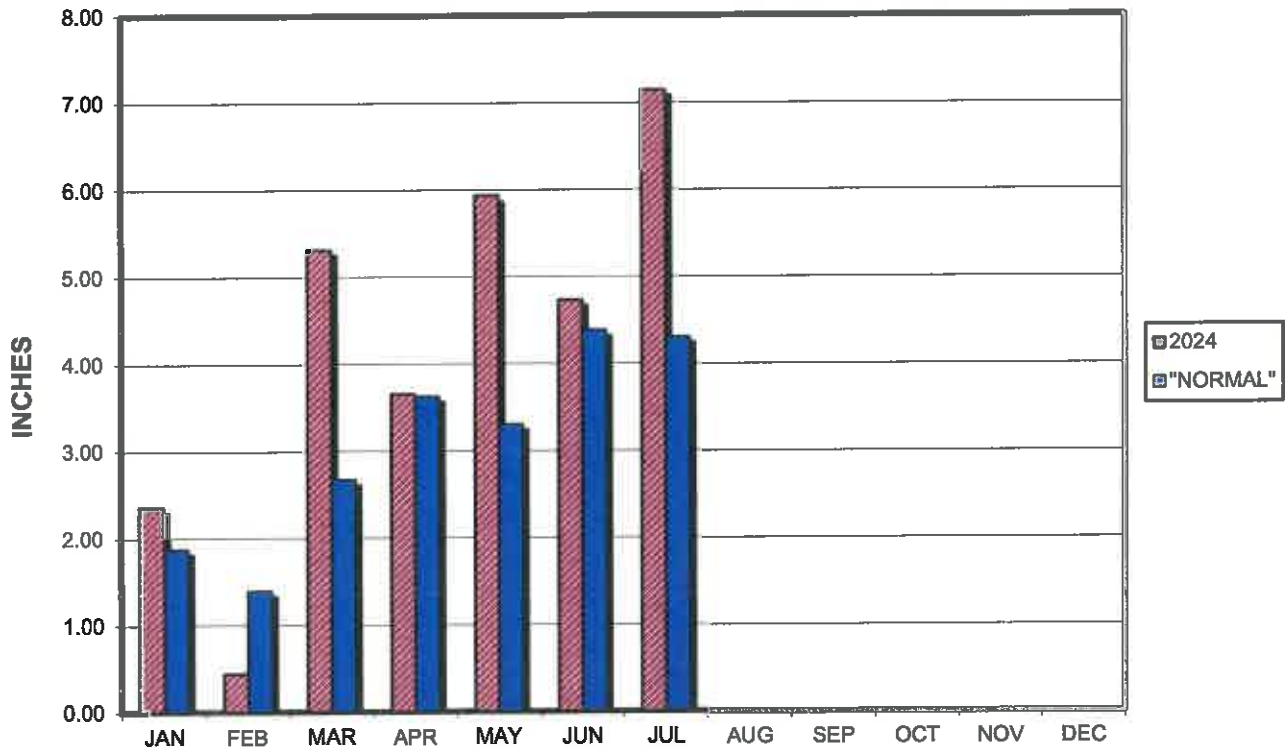
Lift Station #2A project received delays and will now start after Labor Day.

Encl.: (3)

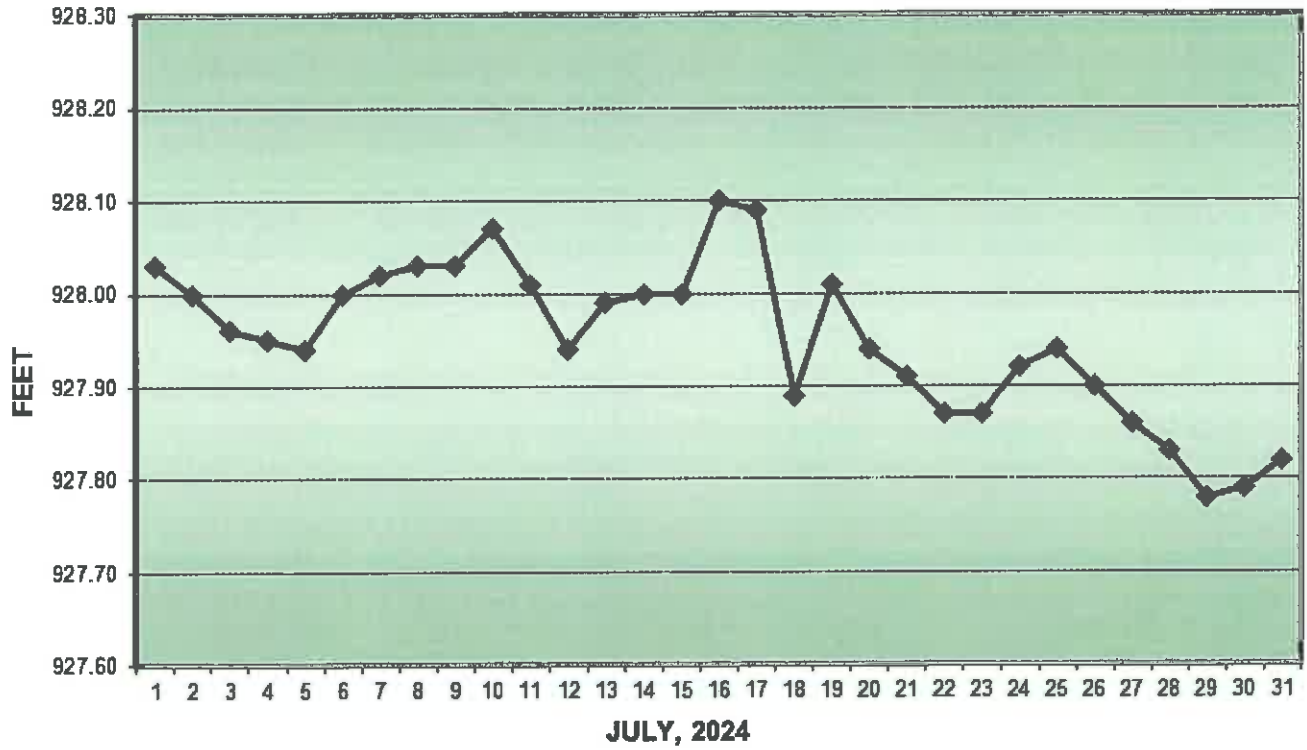
PRECIPITATION - DELAVAN LAKE, WI



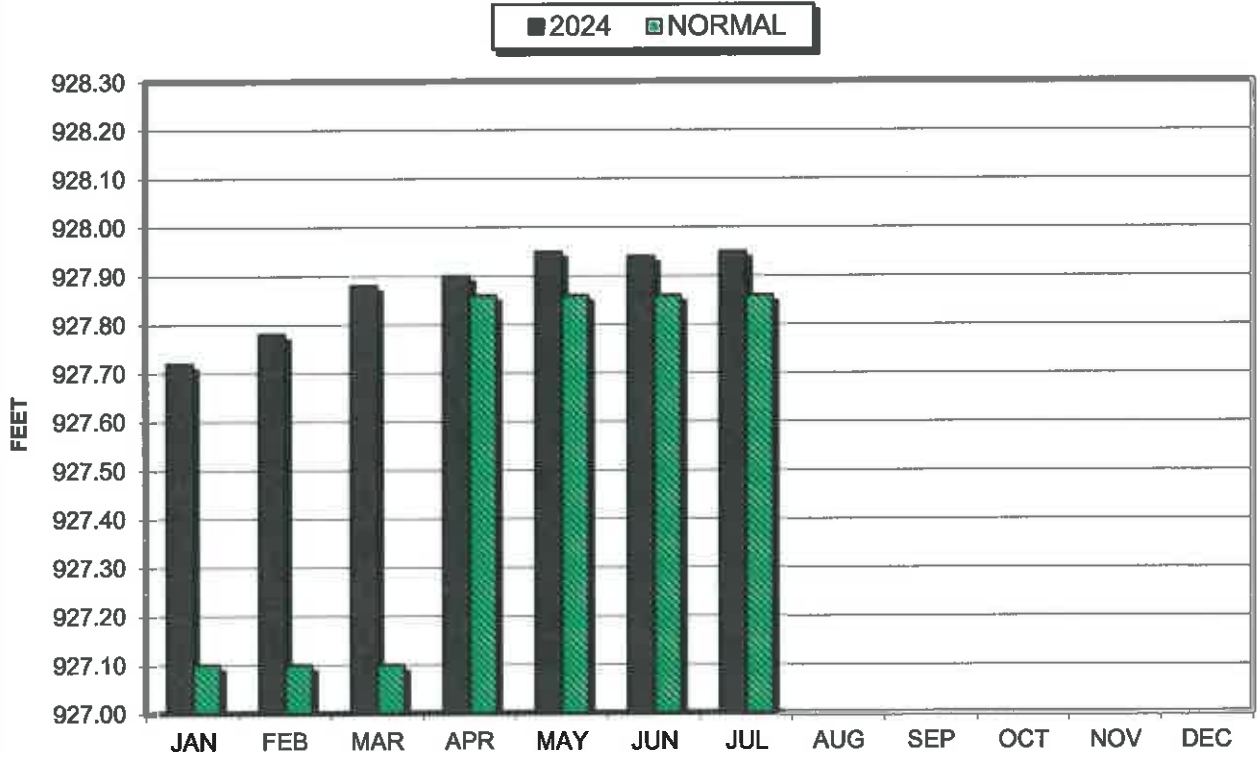
PRECIPITATION - DELAVAN LAKE, WI



LAKE ELEVATION - DELAVAN LAKE, WI



AVERAGE LAKE ELEVATION - DELAVAN LAKE, WI



**DATA SUMMARY
DELAVAN LAKE, WISCONSIN**

Month	Ice On Date	Ice Off Date	Air Temperature			Precipitation		Lake Water Temp.	Average Lake Elevation	Secchi Disc		Cubic Yards Harvested	
			Max.	Min.	Mean	Month (In Inches)	Yr to Date (In Inches)			Average (In Feet)	Maximum (In Feet)	Month	YTD
2022													
JAN	1/10/22		40	-18	11	0.63	0.63	-	927.72	-	-	-	-
FEB			49	-3	23	0.77	1.40	-	927.70	-	-	-	-
MAR		3/23/22	73	6	34	2.91	4.31	-	927.80	-	-	-	-
APR			81	24	52	5.05	9.36	42	927.88	20.0	20.0	-	-
MAY			91	33	62	2.42	11.78	62	927.90	12.7	20.0	387	387
JUN			98	47	72	2.21	13.99	74	927.87	9.7	13.0	2184	2571
JUL			90	52	71	2.98	16.97	79	927.68	8.7	10.0	1431	4002
AUG			92	52	72	4.28	21.25	79	927.60	6.6	9.0	1585	5587
SEP			85	35	60	7.51	28.76	59	927.85	6.7	7.0	305	5892
OCT			78	29	54	1.67	30.43	-	927.79	-	-	39	5931
NOV			75	9	42	1.23	31.66	51	927.77	12.3	15.0	-	-
DEC	12/19/22		56	-13	22	1.67	33.33	-	927.72	-	-	-	-
2023													
JAN			49	-14	18	1.67	1.67	-	927.71	-	-	-	-
FEB			51	-7	22	4.14	5.81	-	927.78	-	-	-	-
MAR		3/10/23	69	9	39	2.89	8.70	-	927.81	-	-	-	-
APR			82	26	54	3.87	12.57	49	927.83	8.0	9.0	-	-
MAY			91	35	63	1.45	14.02	62	927.85	21.8	38.0	855	855
JUN			92	43	67	1.22	15.24	70	927.73	9.6	17.0	1553	2408
JUL			92	53	72	3.67	18.91	75	927.68	6.0	8.0	1558	3966
AUG			97	44	71	1.88	20.79	76	927.83	7.3	10.0	1620	5586
SEP			93	42	68	3.78	24.57	68	927.75	8.7	12.0	854	6440
OCT			86	24	55	3.01	27.58	-	927.89	-	-	146	6586
NOV			68	10	39	1.01	28.59	-	927.84	-	-	-	-
DEC			56	13	34	2.13	30.72	-	927.75	-	30.0	-	-
2024													
JAN	1/15/24		38	-16	11	2.36	2.36	-	927.72	-	-	-	-
FEB		2/27/24	74	10	42	0.44	2.80	-	927.78	-	-	-	-
MAR			72	22	47	5.31	8.11	-	927.88	-	-	-	-
APR			82	28	55	3.65	11.76	-	927.90	-	-	-	-
MAY			87	44	65	5.93	17.69	67	927.95	18.2	28.0	466	466
JUN			94	47	70	4.73	22.42	71	927.94	7.6	15.0	1476	1942
JUL			91	50	71	7.14	29.56	84	927.95	6.0	6.0	2035	3977