

**DELAVAN LAKE SANITARY DISTRICT
ADMINISTRATOR'S REPORT
SEPTEMBER ACTIVITY 2018**

ADMINISTRATION

Second Harvester Grant was approved and expected delivery to replace another old harvester is schedule for early spring 2019.

Lift Station #2 punch list items are being worked on to close that project.

Shodeen's development agreement is finalized pending final engineering plans being completed.

Diggers Hotline requests are up in volume keeping crews busy with locates along with regular lift station maintenance.

Project planning is under way for lift stations in need of major maintenance items.

Lift Station #8 Generator is to be replaced along with the service to get off a delta system.

Lift Station #6 electric service is being replaced to get off the Delta system as directed by Alliant due to a failed lateral line.

Camera work continues with staff, televising the system for main line problems, illegal sump pump connections and failing laterals.

Server and computer problems after some power outages are being worked on.

Heavy rain events have been numerous this year driving the costs up for waste water treatment because of Clearwater infiltration issues.

SEWER SYSTEM OPERATIONS

Building Sewer Connections

New Connections for the Month - 0

Reconnections for the Month - 0

Disconnections for the Month - 0

Total Number of Structures Connected to Date - 3,096

Total ERU Count for the Month - 4,007

Operation and Maintenance

Average September Daily Wastewater Flow to WalCoMet - 661,846 gallons

Peak September Flow - 1,696,414 gallons

Diggers Requests Marked for the Month - 57

Emergency Call Outs - 12

The following charts are attached: *Wastewater Flow comparison with Precipitation for September, 2018*
Average Daily Wastewater Flow comparison with Peak Flow
Precipitation comparison with "normal"
Wastewater Flow comparison with "normal"
Environmental Data Summary
Daily Lake Elevation for September, 2018
Lake Elevation comparison with "normal"

Lake Monitoring/Lake Level

Precipitation Total for the Month – 7.37 inches
Above Normal – 4.07 inches
Ice On Date – December 26, 2017
Ice Off Date – March 24, 2018
Secchi Disc Reading Main Lake – 12.0 feet on 9/24/2018

See attached Lake Elevation Graph and Chart.

Lake Information

DNR Lake Level Goal – 927.86 feet
Average Lake Elevation – 927.93 feet
Number of Dam Inspections – 30

See attached Gate Setting Chart.

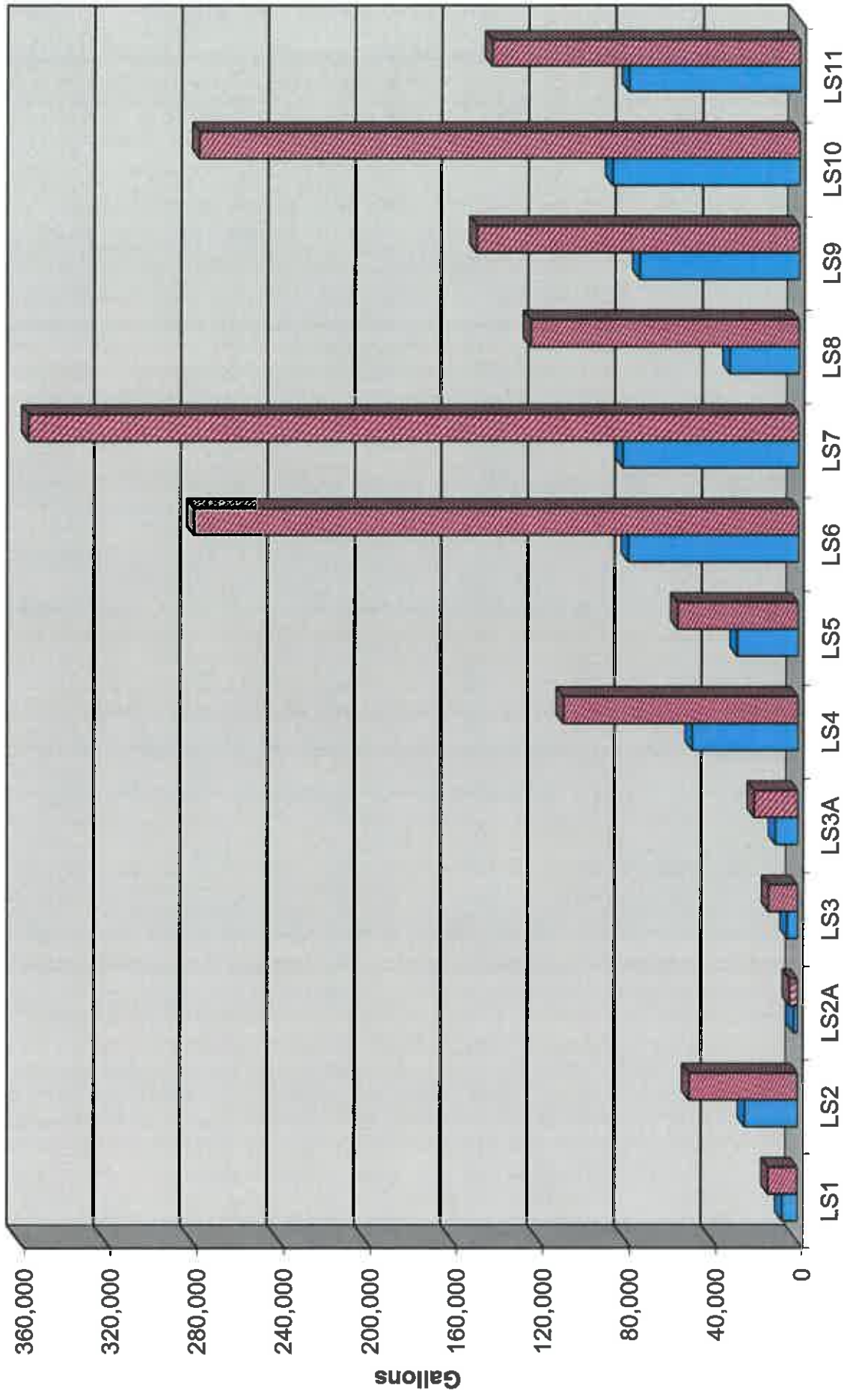
Lake Committee

The next meeting of the Lake Committee is scheduled for 7:00 P.M. on Wednesday, November 7th, 2018 at the Town Hall.

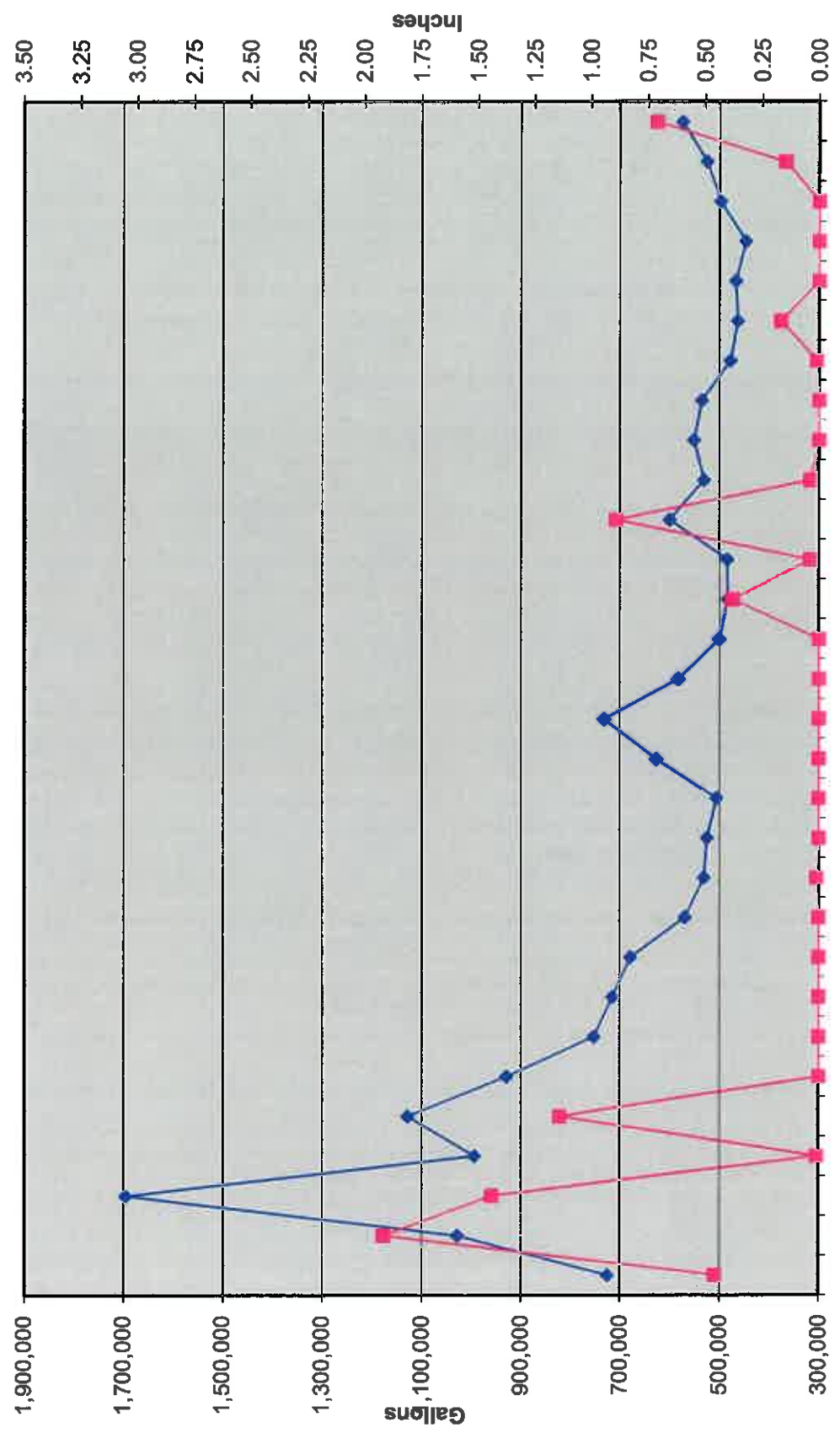
Attachments

Average Daily Flow/Peak Flow by Area-September, 2018

■ Average ■ Peak

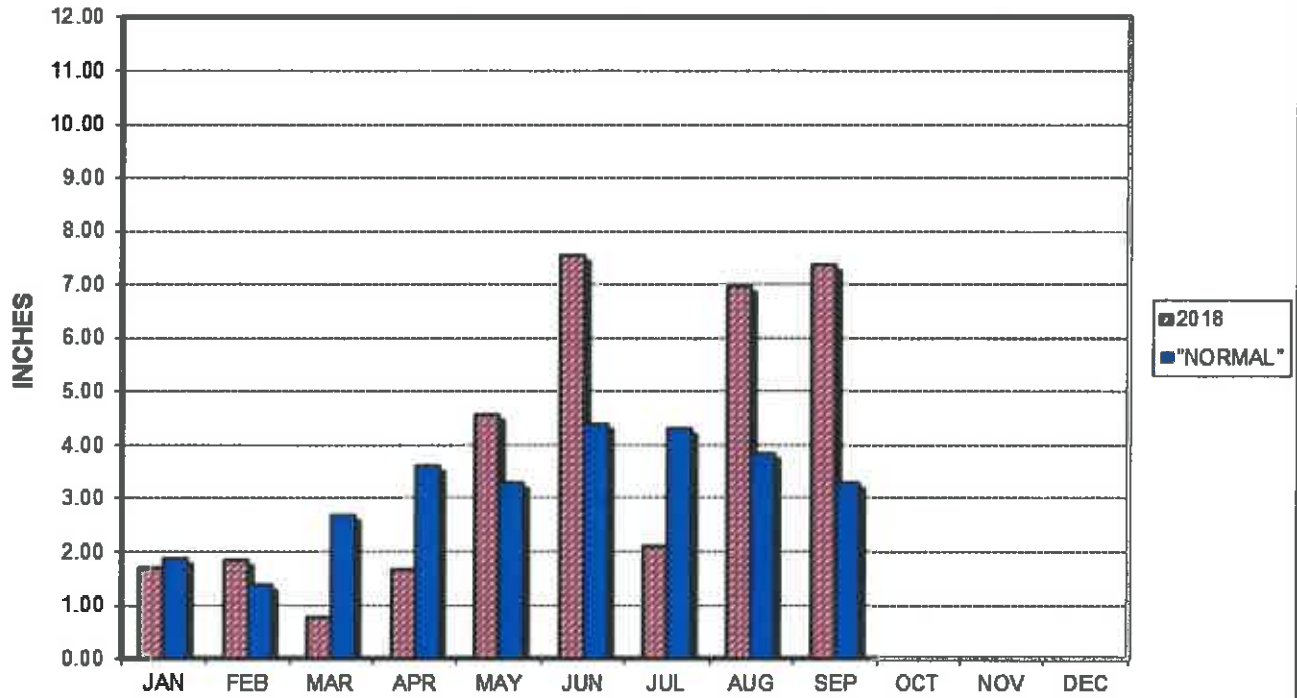


Wastewater Flow/Precipitation - September, 2018

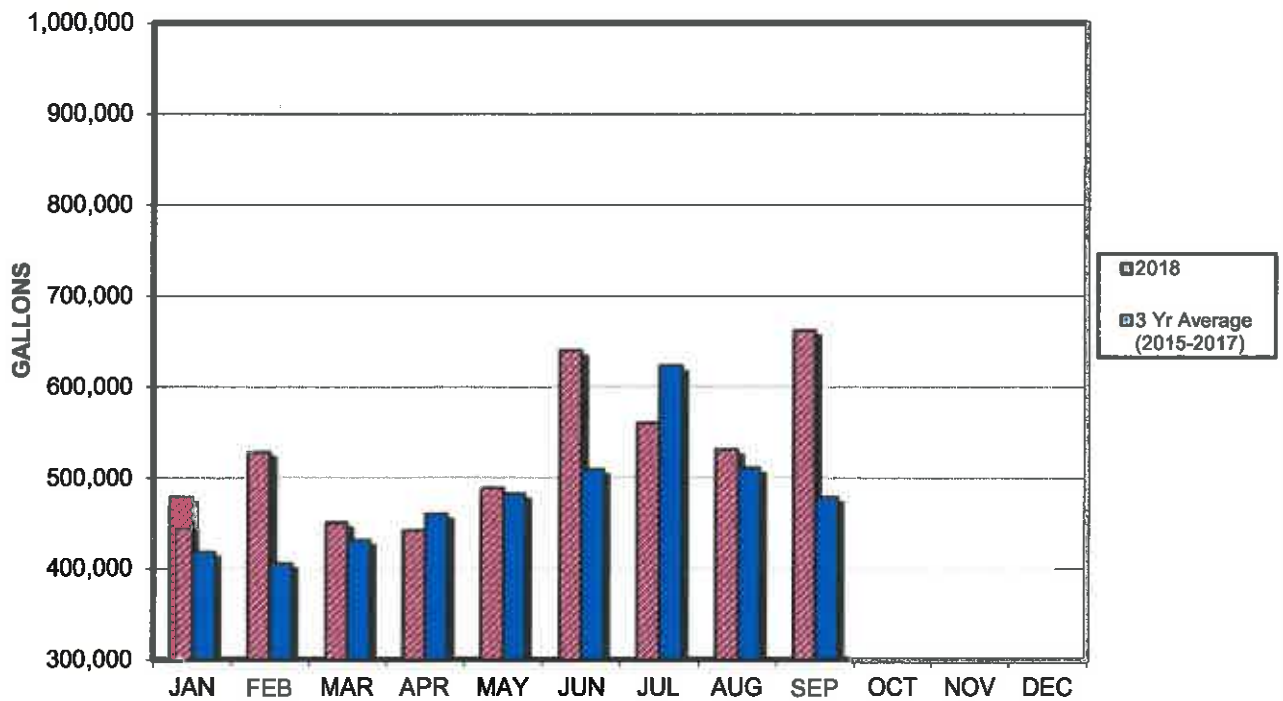


1 2 3 4 5 6 7 8 9 10 11 12 13 14 15 16 17 18 19 20 21 22 23 24 25 26 27 28 29 30

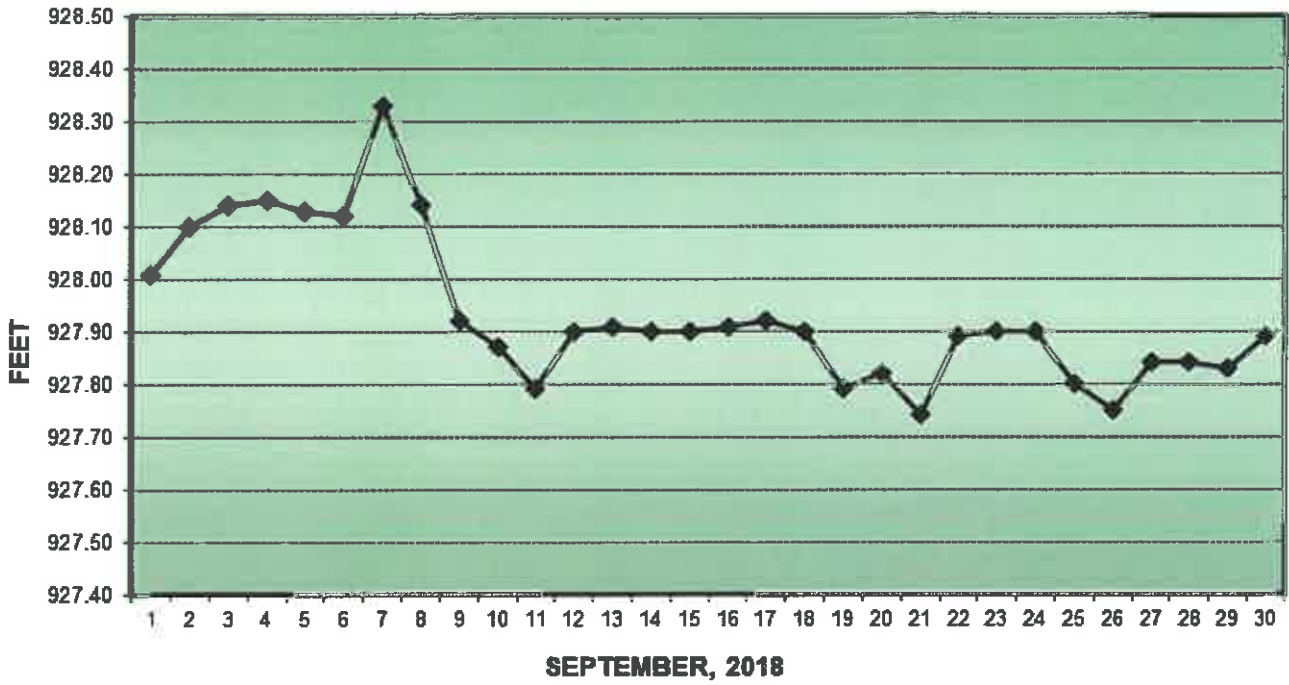
PRECIPITATION - DELAVAN LAKE, WI



AVERAGE WASTEWATER FLOWS



LAKE ELEVATION - DELAVAN LAKE, WI



AVERAGE LAKE ELEVATION - DELAVAN LAKE, WI

