

**DELAVAN LAKE SANITARY DISTRICT
ADMINISTRATOR'S REPORT
SEPTEMBER ACTIVITY 2019**

ADMINISTRATION

2020 Budget meetings are complete.

Limited part-time staff still out cutting in some areas of the lake to wrap up the season

Litigation is being sought regarding delinquent sewer bills.

Force main project to by-pass lift station #5 and also rehab Lift Station #6 has had a bid opening and is being awarded to the low bidders pending final reviews by the engineer. Gilbank will work on LS #6 and Reeseman will work on the force main. Pre-construction meeting is set for October 3rd, 2019.

Lift Station #7 Pump one was down and needed to be sent in for repairs.

Review on dredging equipment options are underway.

One harvester had a starter and belt failure and was removed from the lake to begin repairs.

State informed DLSD that an HWY 50 Culvert is to be replaced in front of Lake Lawn Lodge near our force main.

Litigation with the County restricting DLSD from servicing a sewer main is scheduled for October 7th.

Discussion began with Berrini & Associations for lake dredging maintenance program details.

Agreements with SEWRPC to conduct the 2020 plan survey are in put in place to assist with the renewal of the aquatic plant harvesting permits.

Heavy rains did stress the system, especially with numerous pumping issues that developed. Crews operated the system 24/7 with the assistance of Pat's to truck out waste when lift stations failed to keep up. Much water was introduced into the system when streets flooded, and waters drained thru windows to floor drains uncontrolled. The crews did an EXCELLENT job responding to all the alarms and managing the situation.

SEWER SYSTEM OPERATIONS

Building Sewer Connections

New Connections for the Month - 1
Reconnections for the Month - 1
Disconnections for the Month - 0
Total Number of Structures Connected to Date - 3,102
Total ERU Count for the Month - 4,009

Operation and Maintenance

Average September Daily Wastewater Flow to WalCoMet - 946,962 gallons
Peak September Flow - 2,866,316 gallons
Diggers Requests Marked for the Month - 137
Emergency Call Outs - 31

The following charts are attached: *Wastewater Flow comparison with Precipitation for September, 2019*
Average Daily Wastewater Flow comparison with Peak Flow
Precipitation comparison with "normal"
Wastewater Flow comparison with "normal"
Environmental Data Summary
Daily Lake Elevation for September, 2019
Lake Elevation comparison with "normal"

Lake Monitoring/Lake Level

Precipitation Total for the Month - 9.26 inches
Above Normal - 5.96 inches
Ice On Date - January 11, 2019
Ice Off Date - March 27, 2019
Secchi Disc Reading Main Lake - 5.5 feet on 9/30/2019

See attached Lake Elevation Graph and Chart.

Lake Information

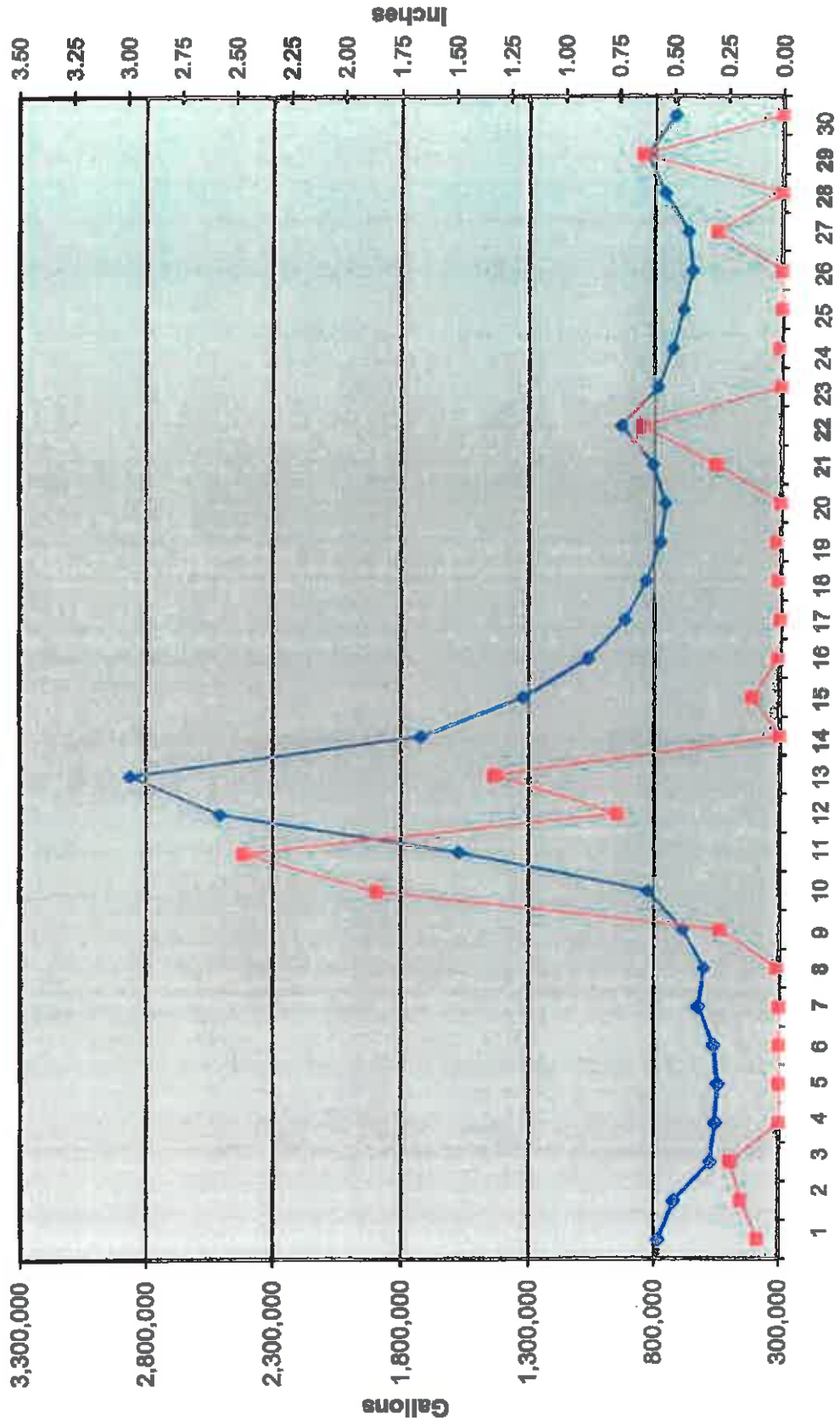
DNR Lake Level Goal - 927.86 feet
Average Lake Elevation - 927.98 feet
Number of Dam Inspections - 30

Lake Committee

The next meeting of the Lake Committee is scheduled for 7:00 P.M. on Wednesday, November 6, 2019 at the Town Hall.


Attachments

Wastewater Flow/Precipitation - September, 2019

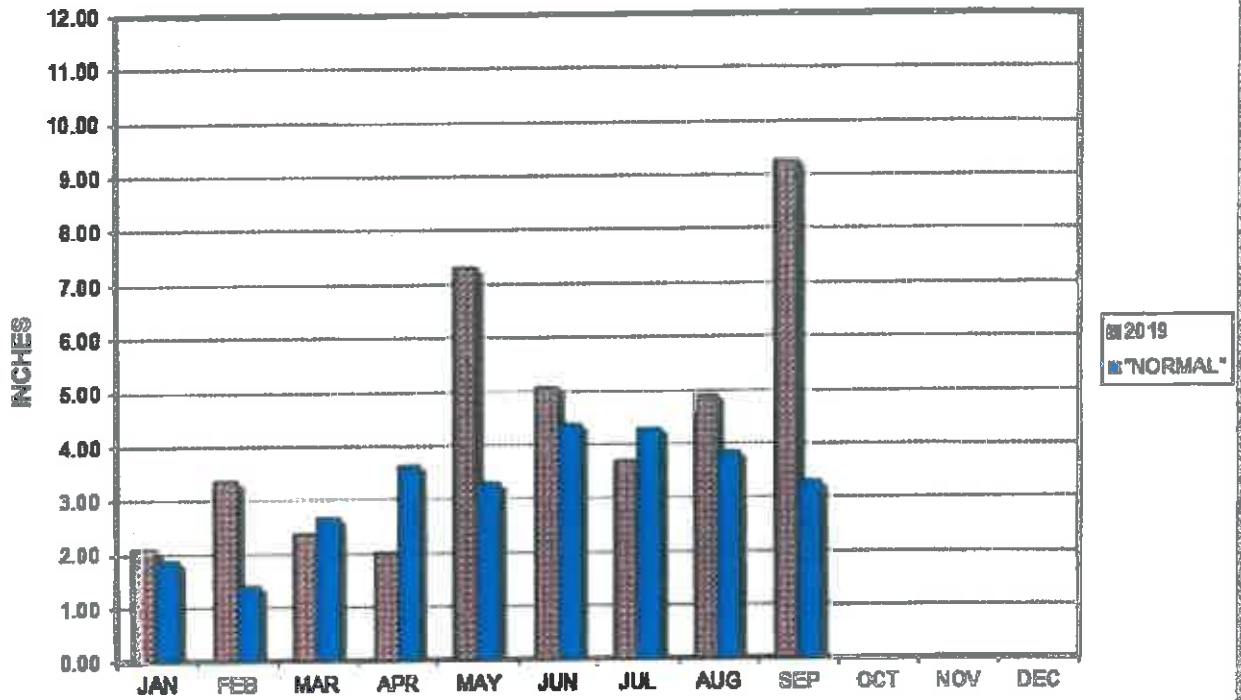


Average Daily Flow/Peak Flow by Area-September, 2019

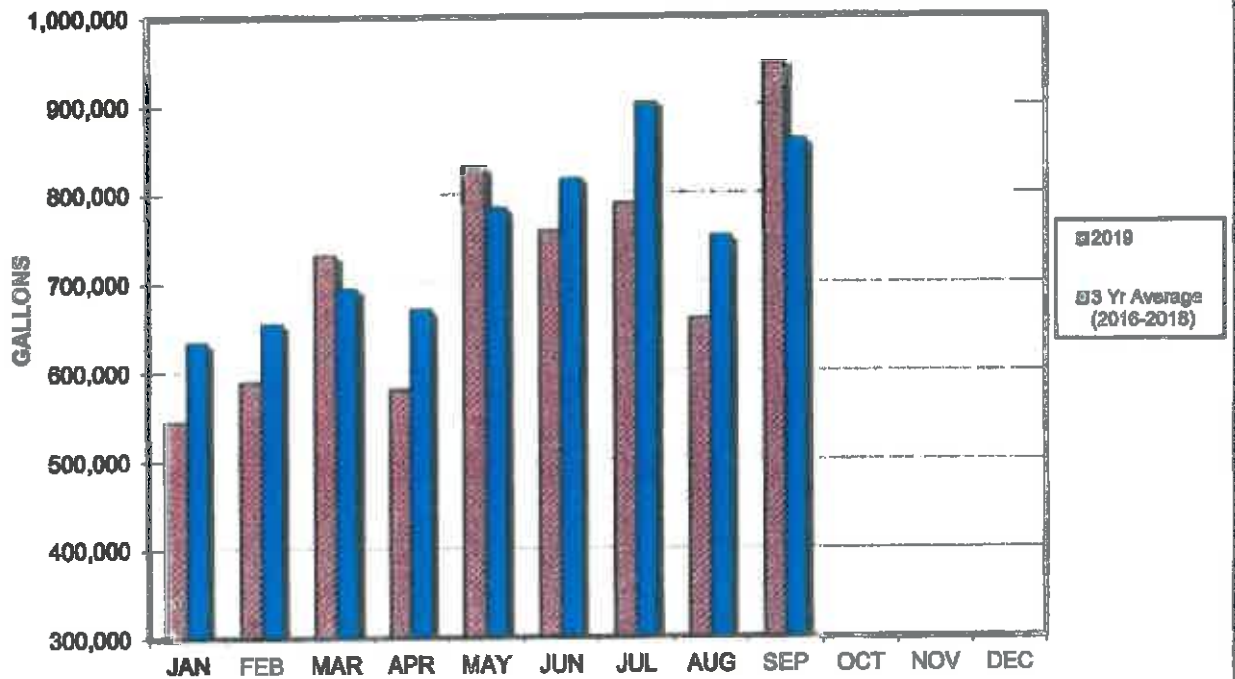
□ Average ■ Peak



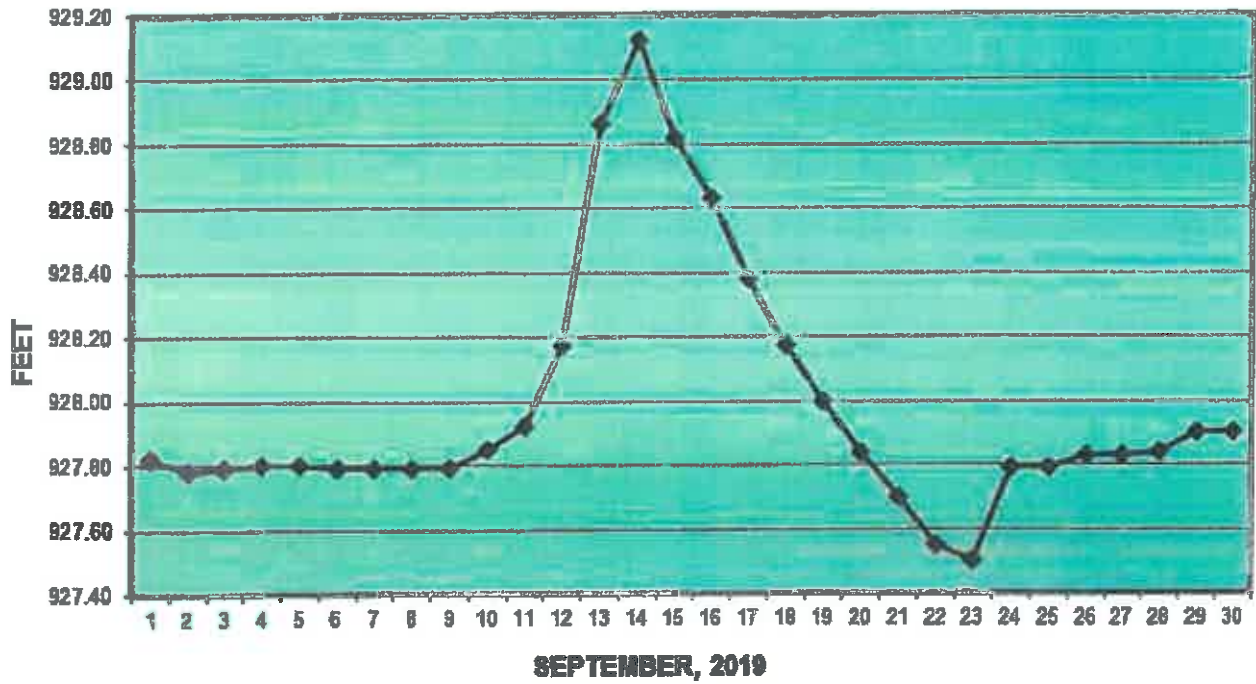
PRECIPITATION - DELAVAN LAKE, WI



AVERAGE WASTEWATER FLOWS



LAKE ELEVATION - DELAVAN LAKE, WI



AVERAGE LAKE ELEVATION - DELAVAN LAKE, WI

