

**DELVAN LAKE SANITARY DISTRICT
ADMINISTRATOR'S REPORT
FEBRUARY ACTIVITY 2020**

ADMINISTRATION

Force main project is underway and close to completion

Lift Station #6 control panel in and wet well coated.

Memo of understanding draft submitted to Town for review regarding dredging.

Annual Audit files being prepared for the Audit in February.

WalCoMet approved the concept site plan for Lake Lawn Lodges proposed development.

IT Upgrades to internal computers are underway to maintain Windows Compliance and latest protection.

SCADA system upgrades are underway for improved monitoring systems.

SEWER SYSTEM OPERATIONS

Building Sewer Connections

New Connections for the Month - 0

Reconnections for the Month - 0

Disconnections for the Month - 1

Total Number of Structures Connected to Date - 3,104

Total ERU Count for the Month - 4,011

Operation and Maintenance

Average February Daily Wastewater Flow to WalCoMet - 651,148 gallons

Peak February Flow - 725,034 gallons

Diggers Requests Marked for the Month - 29

Emergency Call Outs - 0

The following charts are attached: *Wastewater Flow comparison with Precipitation for February, 2020*
Average Daily Wastewater Flow comparison with Peak Flow
Precipitation comparison with "normal"
Wastewater Flow comparison with "normal"
Environmental Data Summary
Daily Lake Elevation for February, 2020
Lake Elevation comparison with "normal"

Lake Monitoring/Lake Level

Precipitation Total for the Month – 0.31 inches

Below Normal – 1.08 inches

Ice Off Date – March 27, 2019

Ice On Date – January 17, 2020

Secchi Disc Reading Main Lake – 5.5 feet on 9/30/2019

See attached Lake Elevation Graph and Chart.

Lake Information

DNR Lake Level Goal – 927.86 feet

Average Lake Elevation – 927.47 feet

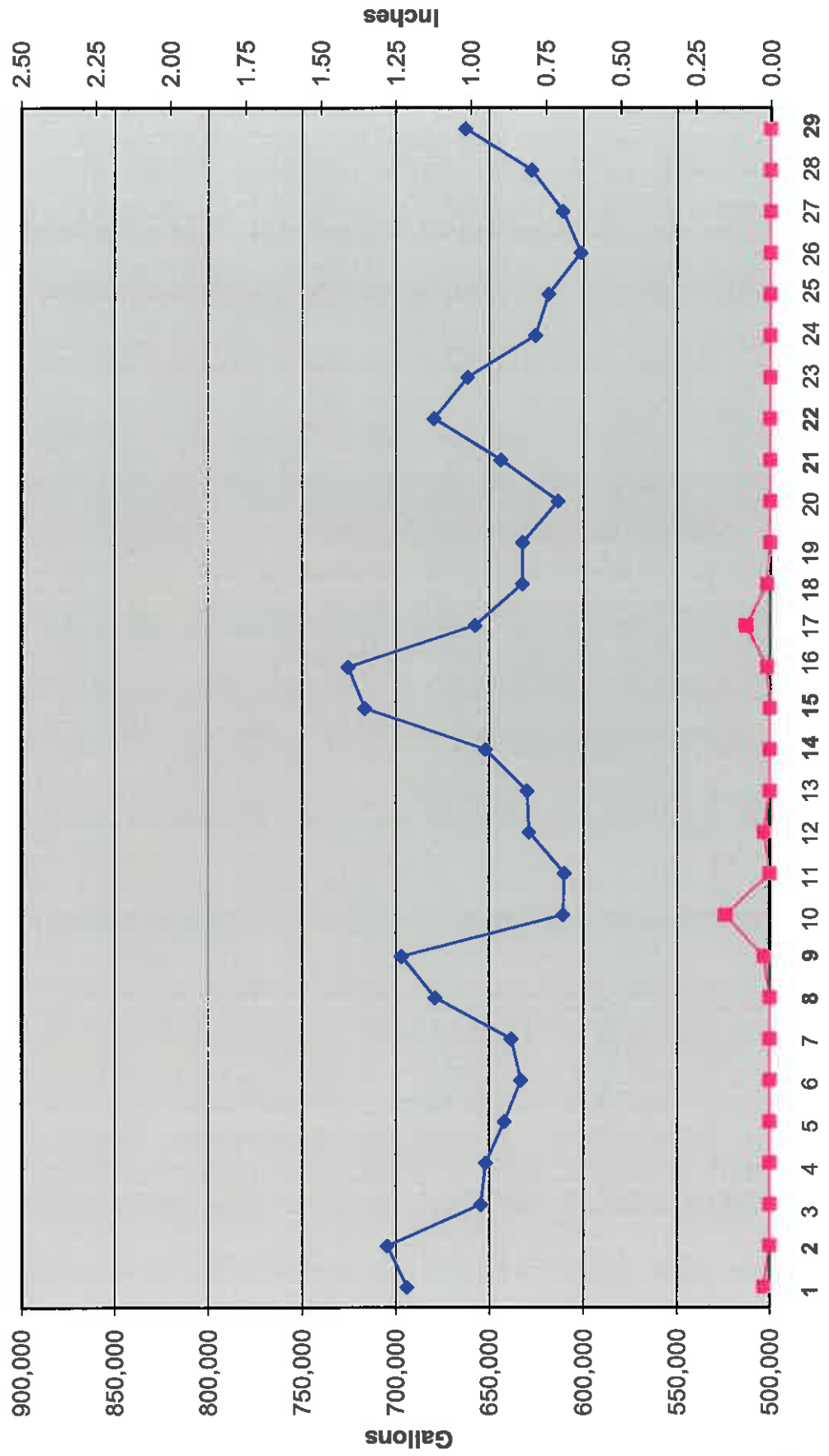
Number of Dam Inspections – 29

Lake Committee


The next meeting of the Lake Committee is scheduled for 7:00 P.M. on Wednesday, April 1, 2020 at the Town Hall.

Attachments

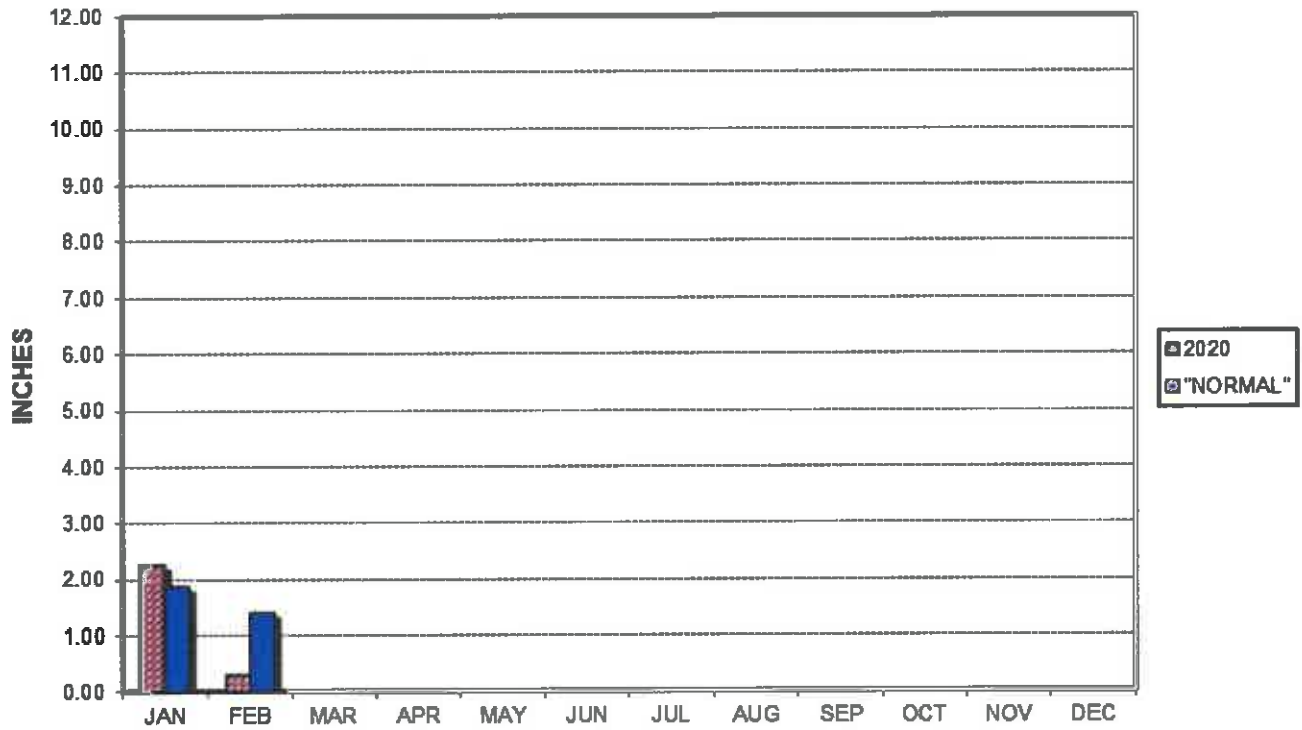
Wastewater Flow/Precipitation - February, 2020



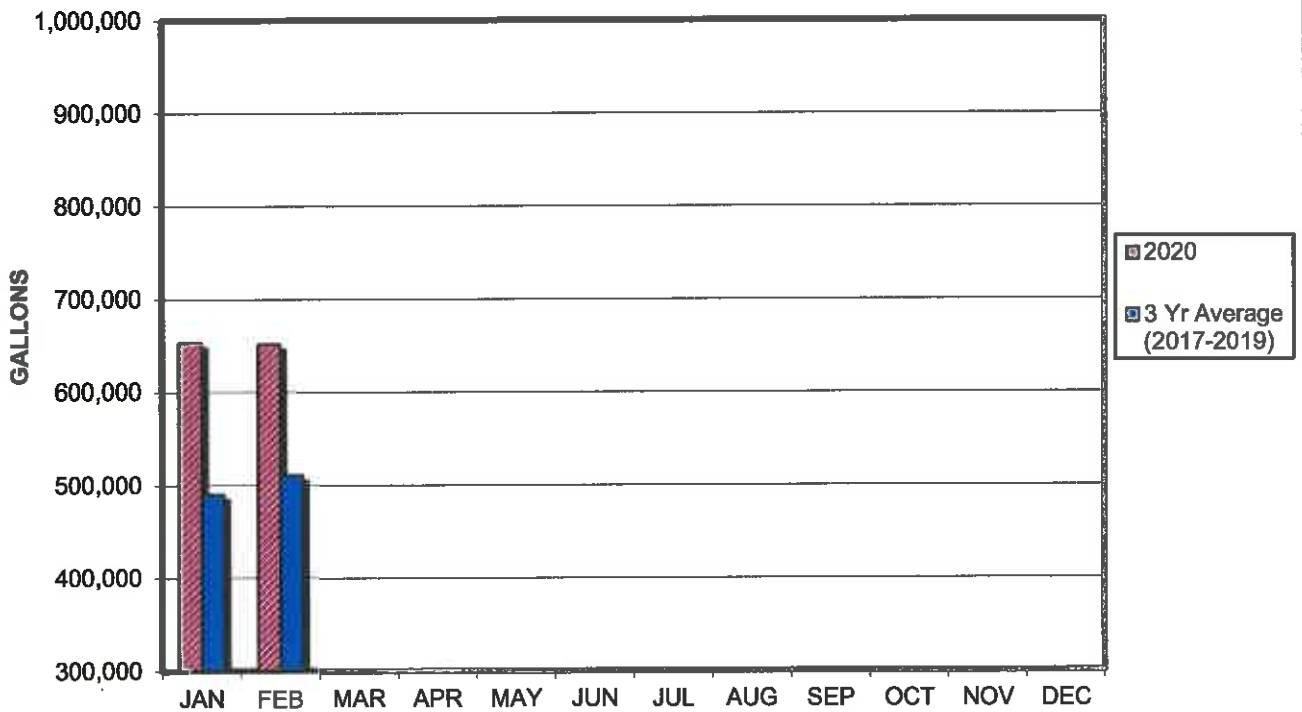
Average Daily Flow/Peak Flow by Area-February, 2020



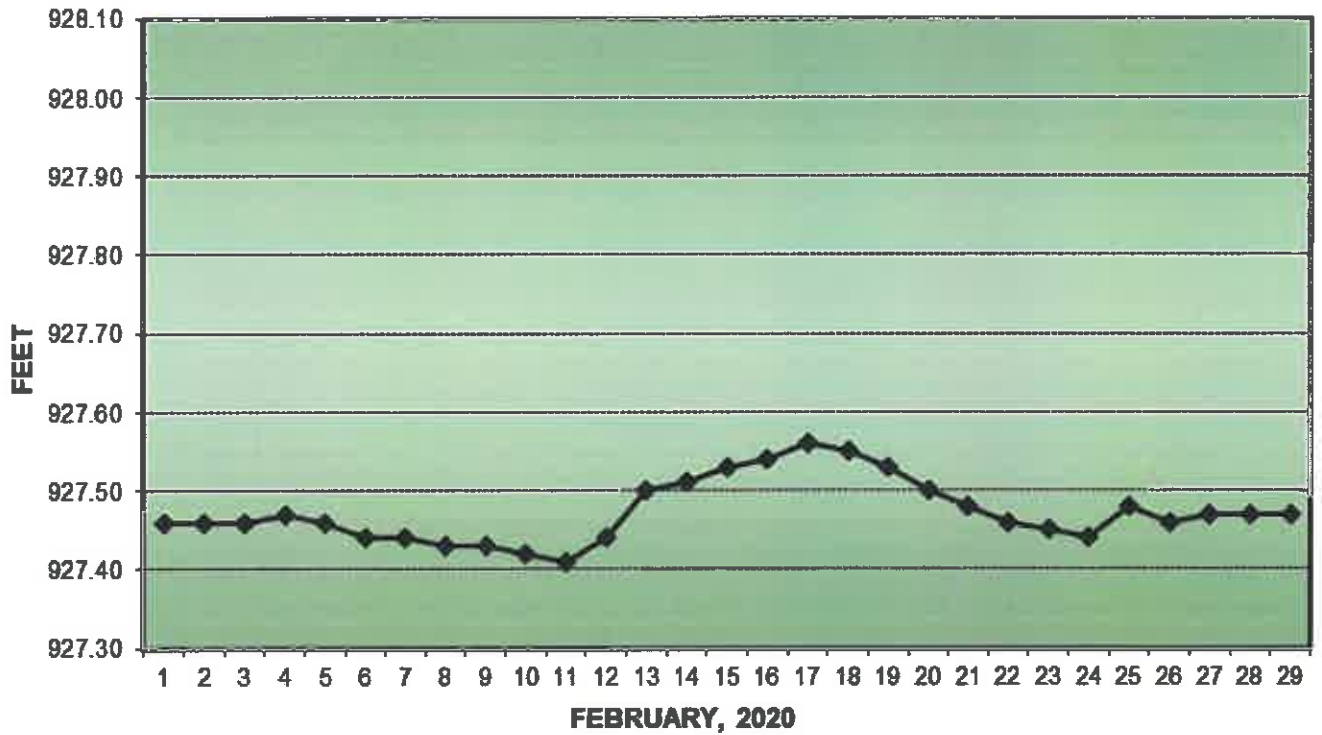
PRECIPITATION - DELAVAN LAKE, WI



AVERAGE WASTEWATER FLOWS



LAKE ELEVATION - DELAVAN LAKE, WI



AVERAGE LAKE ELEVATION - DELAVAN LAKE, WI

