

MEMO

TO: Town of Delavan Lake Committee
FROM: Delavan Lake Sanitary District
RE: DLSD Lake Management Activities for March
DATE: April 3, 2023

LAKE MONITORING RECORDS

March Precipitation – 2.89 inches
Number of Run-off events – 0
Precipitation Year-to-date – 8.70 inches
Ice On Date – December 19, 2022
Ice Off Date – March 10, 2023

November Secchi Disc Readings: Maximum – 15.0 feet
Average – 12.3 feet

LAKE LEVEL

DNR Summer Lake Elevation Expectations – 927.86 feet
Average Lake Elevation – 927.81 feet

LAKE MANAGEMENT PROGRAM

Adam Handel accepted the position as Lake Manager in training.

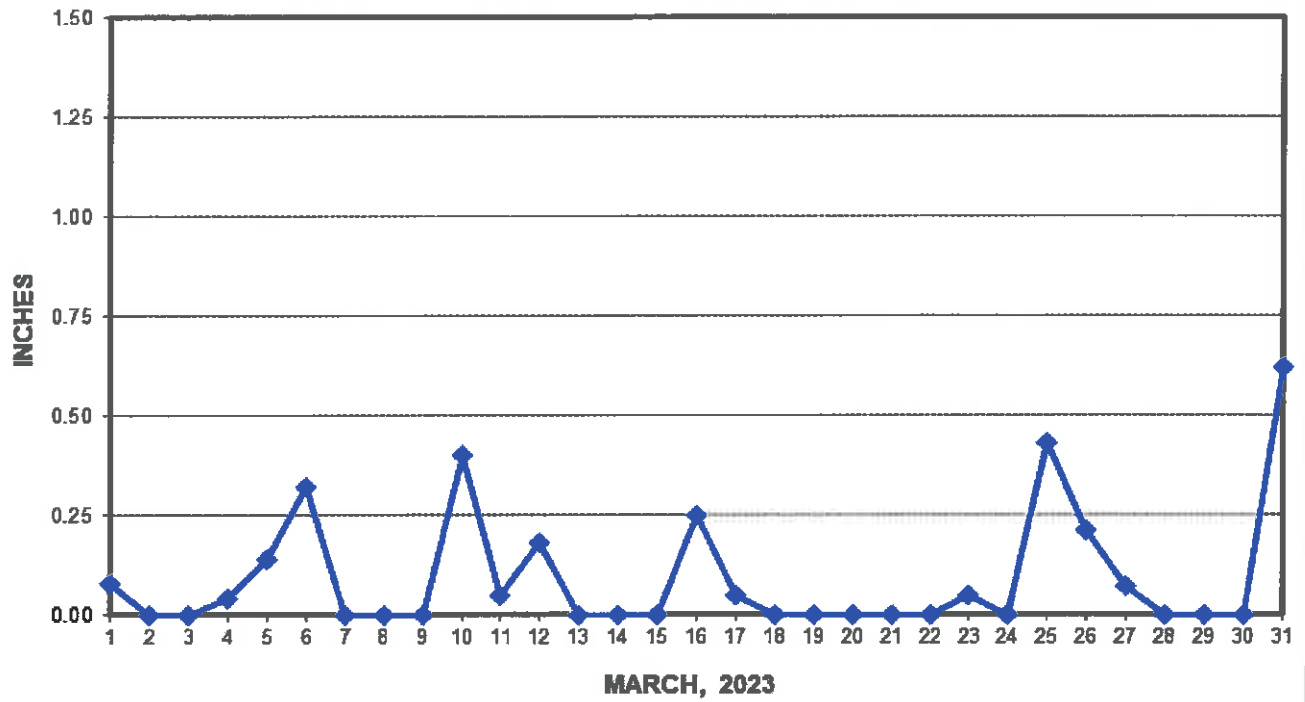
Aquatic Plant Harvesting Permit for 2023-2025 has been approved.

The chemical permit is being completed and should be approved next month.

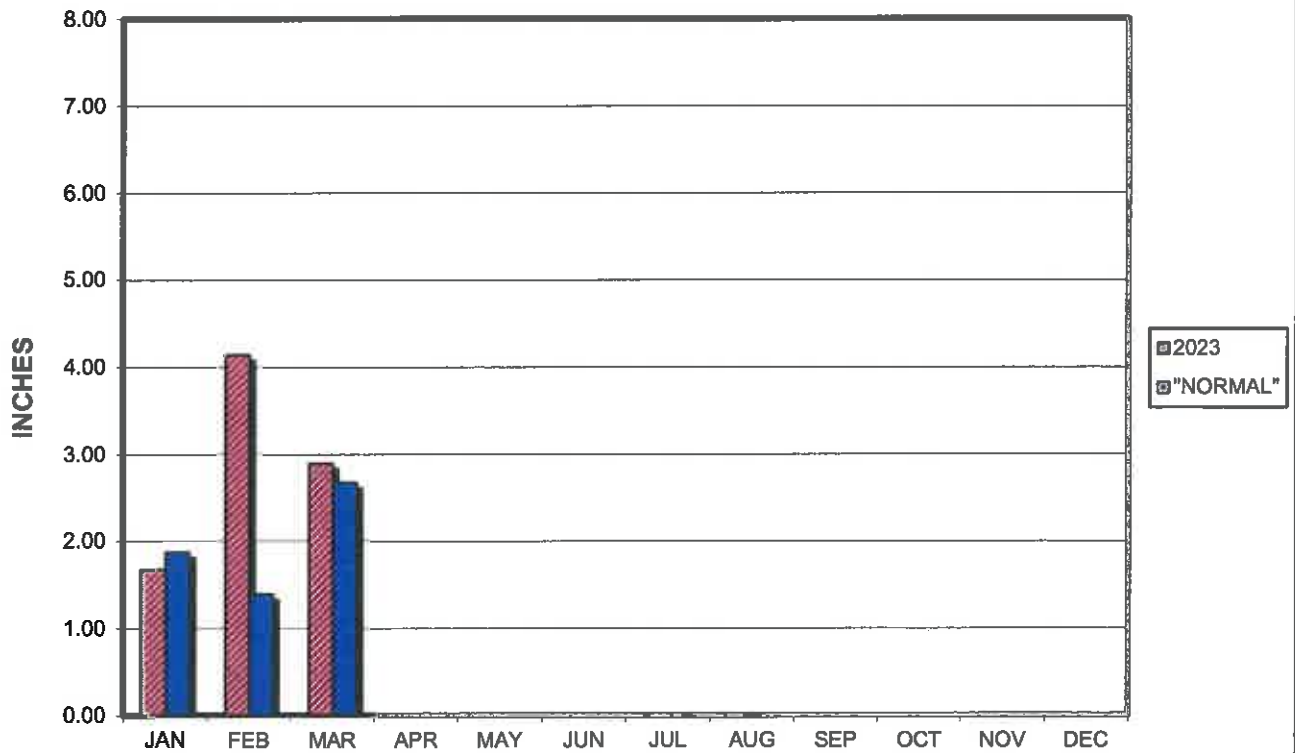
The sewer utility is busy working with projects on HWY O, LS #4 and Borg Road easements.

Encl.: (3)

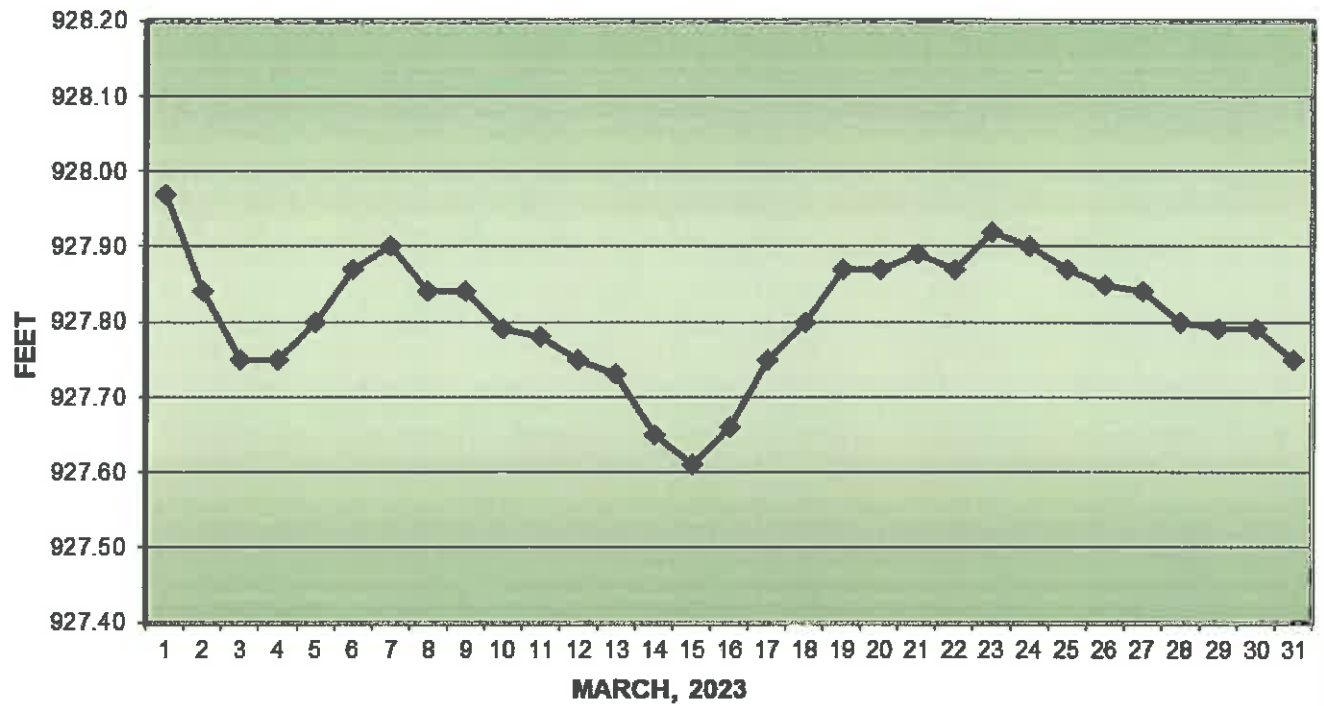
PRECIPITATION - DELAVAN LAKE, WI



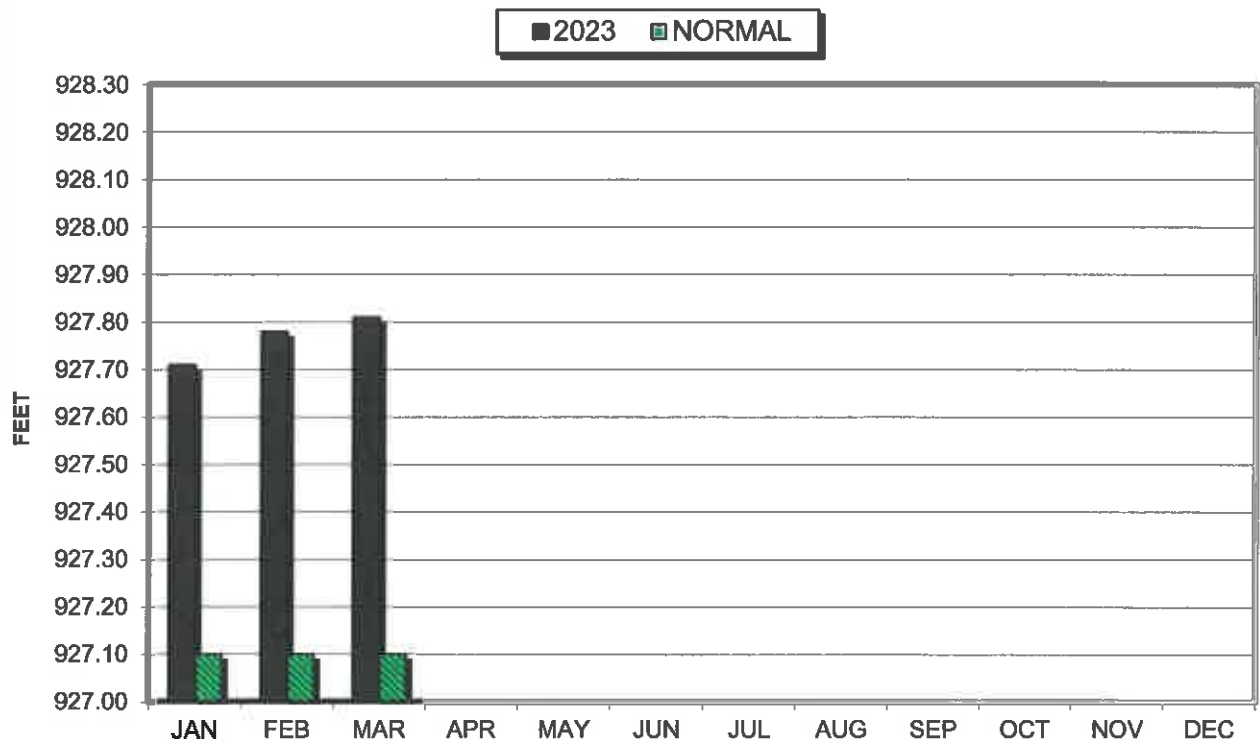
PRECIPITATION - DELAVAN LAKE, WI



LAKE ELEVATION - DELAVAN LAKE, WI



AVERAGE LAKE ELEVATION - DELAVAN LAKE, WI



**DATA SUMMARY
DELAVAN LAKE, WISCONSIN**

Month	Ice On Date	Ice Off Date	Air Temperature			Precipitation		Lake Water Temp.	Average Lake Elevation	Secchi Disc		Cubic Yards Harvested	
			Max.	Min.	Mean	Month (In Inches)	Yr to Date (In Inches)			Average (In Feet)	Maximum (In Feet)	Month	YTD
2021													
JAN	1/21/21		38	-6	22	1.39	1.39	-	927.58	-	-	-	-
FEB			47	-15	16	1.45	2.84	-	927.50	-	-	-	-
MAR		3/18/21	65	9	37	1.54	4.38	-	927.67	-	-	-	-
APR			84	21	53	0.76	5.14	46	927.75	8.7	9	-	-
MAY			88	30	59	1.52	6.66	67	927.87	18.3	32.0	547	547
JUN			95	46	71	2.58	9.24	76	927.84	10.1	19.5	2495	3042
JUL			92	52	72	2.87	12.11	78	927.89	10.2	14.0	1800	4842
AUG			93	51	72	3.96	16.07	77	927.78	9.0	12.0	1910	6752
SEP			89	45	67	1.33	17.40	66	927.53	7.8	11.0	595	7347
OCT			87	29	58	4.78	22.18	67	927.55	9.3	11.0	59	7406
NOV			66	15	41	0.46	22.64	51	927.57	9.7	13	-	-
DEC			64	7	35	1.81	24.45	-	927.61	-	-	-	-
2022													
JAN	1/10/22		40	-18	11	0.63	0.63	-	927.72	-	-	-	-
FEB			49	-3	23	0.77	1.40	-	927.70	-	-	-	-
MAR		3/23/22	73	6	34	2.91	4.31	-	927.80	-	-	-	-
APR			81	24	52	5.05	9.36	42	927.88	20.0	20.0	387	387
MAY			91	33	62	2.42	11.78	62	927.90	12.7	20.0	2184	2571
JUN			98	47	72	2.21	13.99	74	927.87	9.7	13.0	1431	4002
JUL			90	52	71	2.98	16.97	79	927.68	8.7	10.0	1585	5587
AUG			92	52	72	4.28	21.25	79	927.60	6.6	9.0	305	5892
SEP			85	35	60	7.51	28.76	59	927.85	6.7	7.0	-	-
OCT			78	29	54	1.67	30.43	-	927.79	-	-	-	-
NOV			75	9	42	1.23	31.66	51	927.77	12.3	15.0	39	5931
DEC	12/19/22		56	-13	22	1.67	33.33	-	927.72	-	-	-	-
2023													
JAN			49	-14	18	1.67	1.67	-	927.71	-	-	-	-
FEB			51	-7	22	4.14	5.81	-	927.78	-	-	-	-
MAR		3/10/23	69	9	39	2.89	8.70	-	927.81	-	-	-	-