

MEMO

TO: Town of Delavan Lake Committee
FROM: Delavan Lake Sanitary District
RE: DLSD Lake Management Activities for May
DATE: May 31, 2022

LAKE MONITORING RECORDS

May Precipitation – 2.42 inches
Number of Run-off events – 0
Precipitation Year-to-date – 11.78 inches
Ice On Date – January 10, 2022
Ice Off Date – March 23, 2022

April Secchi Disc Readings: Maximum – 20.0 feet
Average – 12.7 feet

LAKE LEVEL

DNR Summer Lake Elevation Expectations – 927.86 feet
Average Lake Elevation – 927.90 feet

LAKE MANAGEMENT PROGRAM

Harvesters were launched on May 23rd and cutting in the channels has begun. Clear cutting is not permitted until June 15th. Staff harvested 242 yards during the first week of the 2022 season.

Carp disposal has become an issue.

We were approved for 2 Healthy Lakes grants for 2022.

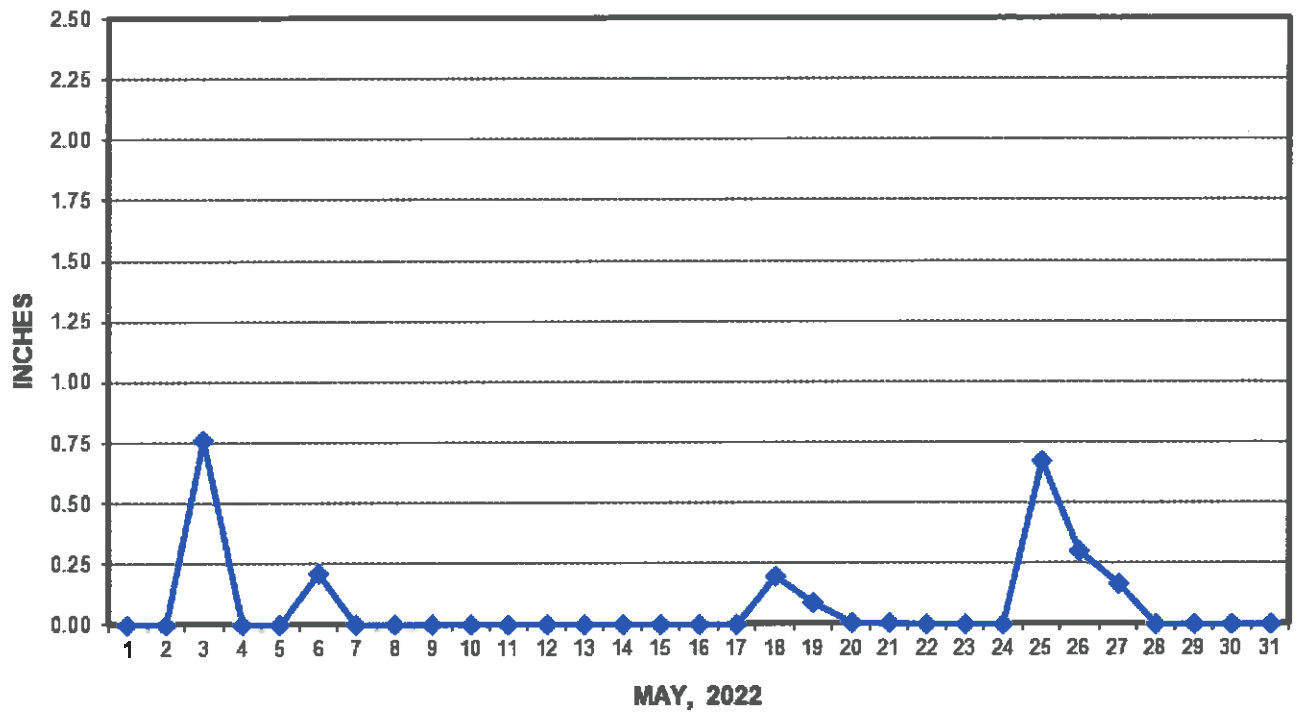
List Stations 4 rehab is in progress to be completed early 2023.

HWY O sewer rehab is in design stage to work with Walworth County's Road project.

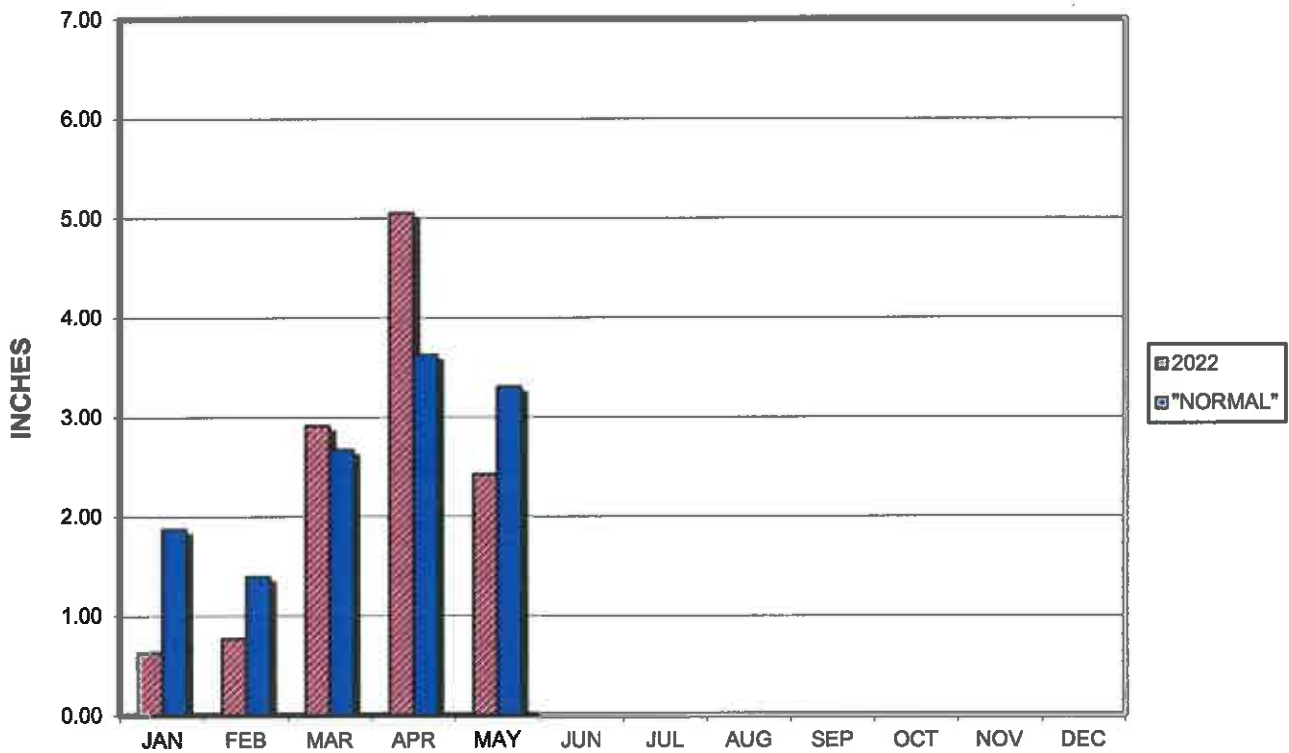
Harvester modification for duck weed is still being worked on, however supply chain issues will prevent this from happening in 2022.

Encl.: (3)

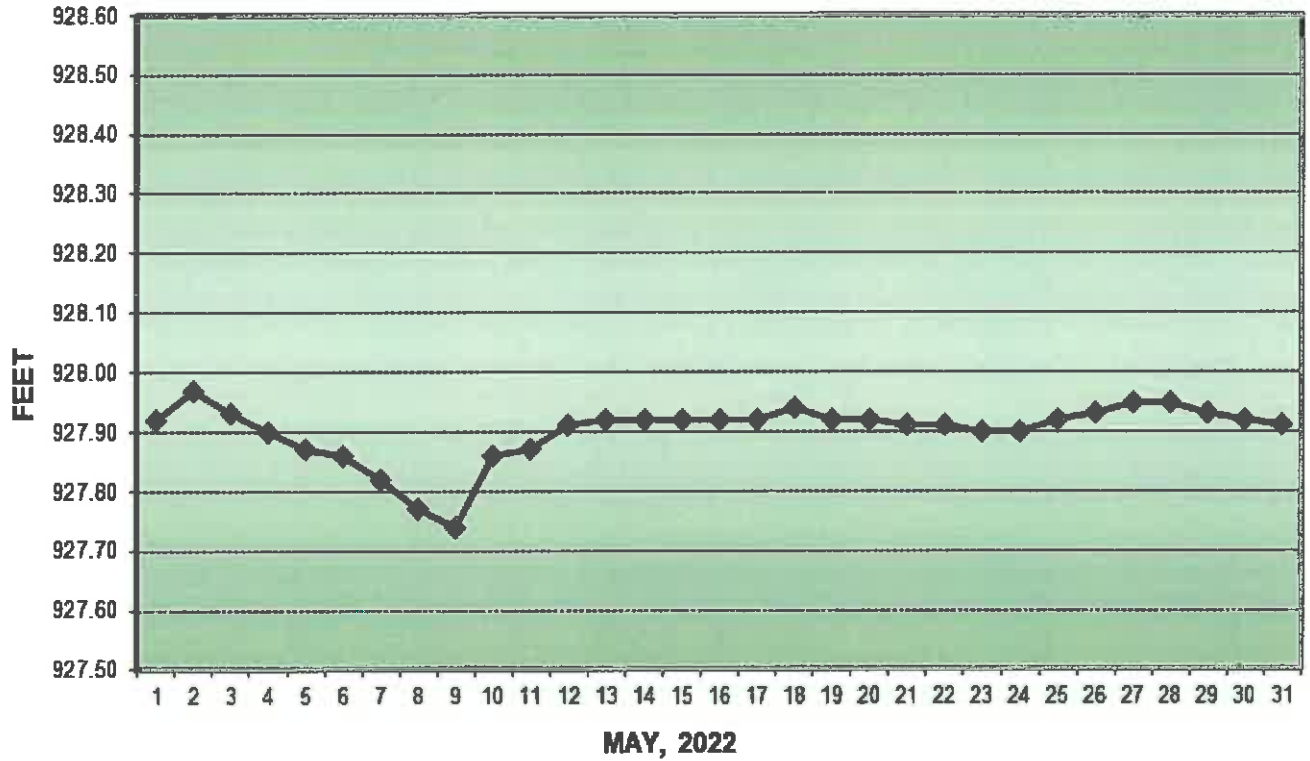
PRECIPITATION - DELAVAN LAKE, WI



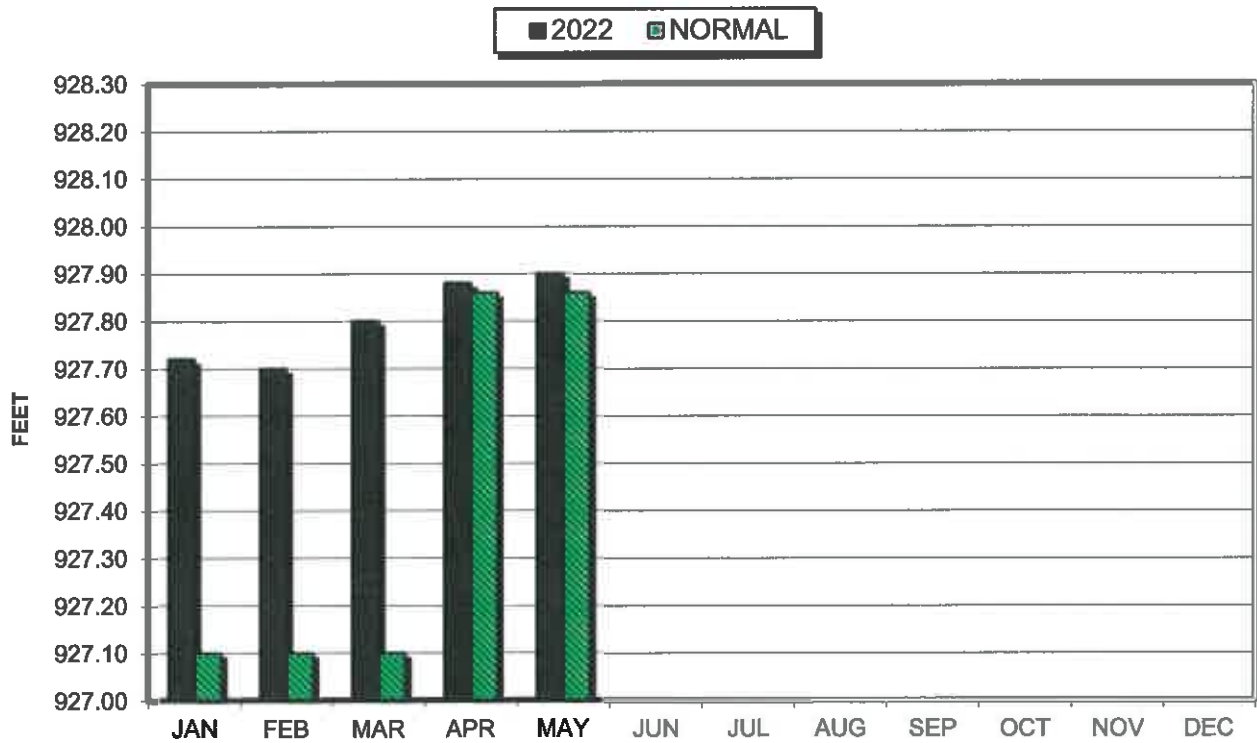
PRECIPITATION - DELAVAN LAKE, WI



LAKE ELEVATION - DELAVAN LAKE, WI



AVERAGE LAKE ELEVATION - DELAVAN LAKE, WI



**DATA SUMMARY
DELAVAN LAKE, WISCONSIN**

Month	Ice On Date	Ice Off Date	Air Temperature			Precipitation		Lake Water Temp.	Average Lake Elevation	Secchi Disc		Cubic Yards Harvested	
			Max.	Min.	Mean	Month (In Inches)	Yr to Date (In Inches)			Average (In Feet)	Maximum (In Feet)	Month	YTD
2020													
JAN	1/17/20		48	1	24	2.26	2.26	-	927.52	-	-	-	-
FEB			46	-13	17	0.31	2.57	-	927.47	-	-	-	-
MAR	3/13/20		62	22	42	3.33	5.90	-	927.66	-	-	-	-
APR			78	23	51	3.85	9.75	48	927.72	10.0	12.0	202	202
MAY			88	28	58	3.60	13.35	67	927.88	16.4	25.0	1423	1625
JUN			93	47	70	3.63	16.98	75	927.85	8.2	17.0	1395	3020
JUL			94	57	76	3.97	20.95	79	927.87	9.6	13.0	714	3734
AUG			88	38	50	5.38	26.33	75	927.90	7.9	9.8	169	3903
SEP			82	34	58	3.65	29.98	66	927.87	8.3	12.0	-	-
OCT			82	26	56	2.90	32.88	62	927.85	6.3	7.0	-	-
NOV			75	22	53	1.92	34.80	47	927.77	14.7	17	-	-
DEC			56	5	31	1.91	36.71	-	927.74	-	-	-	-
2021													
JAN	1/21/21		38	-6	22	1.39	1.39	-	927.58	-	-	-	-
FEB			47	-15	16	1.45	2.84	-	927.50	-	-	-	-
MAR	3/18/21		65	9	37	1.54	4.38	-	927.67	-	-	-	-
APR			84	21	53	0.76	5.14	46	927.75	8.7	9	547	547
MAY			88	30	59	1.52	6.66	67	927.87	18.3	32.0	2495	3042
JUN			95	46	71	2.58	9.24	76	927.84	10.1	19.5	1800	4842
JUL			92	52	72	2.87	12.11	78	927.89	10.2	14.0	1910	6752
AUG			93	51	72	3.96	16.07	77	927.78	9.0	12.0	595	7347
SEP			89	45	67	1.33	17.40	66	927.53	7.8	11.0	59	7406
OCT			87	29	58	4.78	22.18	67	927.55	9.3	11.0	-	-
NOV			66	15	41	0.46	22.64	51	927.57	9.7	13	-	-
DEC			64	7	35	1.81	24.45	-	927.61	-	-	-	-
2022													
JAN	1/10/22		40	-18	11	0.63	0.63	-	927.72	-	-	-	-
FEB			49	-3	23	0.77	1.40	-	927.70	-	-	-	-
MAR	3/23/22		73	6	34	2.91	4.31	-	927.80	-	-	-	-
APR			81	24	52	5.05	9.36	42	927.88	20.0	20.0	242	242
MAY			91	33	62	2.42	11.78	62	927.90	12.7	20.0	-	-