

**DELA VAN LAKE SANITARY DISTRICT  
ADMINISTRATOR'S REPORT  
OCTOBER ACTIVITY 2022**

**ADMINISTRATION**

Lift Station 4 corrective grading and asphalt is done.

Harvester winterizing has begun.

Interior manhole lining for H<sub>2</sub>S decay has been completed.

Sewer line root control program has been completed.

Quotes on replacing 2006 dump truck is in process.

2021 Generator ordered is delayed until 2023 and 580K loader/backhoe order also delayed to December of 2022 or January of 2023.

Control panel for LS #1 is under construction however parts are also delayed to 2023.

Budget public hearing was conducted October 26, 2022.

Planning for force main replacement on HWY O underway, wet well lining for LS #10 and LS #8 is in scoping progress, force main changes for the HWY 50/WalCoMet project is also started.

Advertisement for Lake Manager position has been posted in several locations.

**SEWER SYSTEM OPERATIONS**

**Building Sewer Connections**

**New Connections for the Month - 0**

**Reconnections for the Month - 0**

**Disconnections for the Month - 0**

**Total Number of Structures Connected to Date - 3,115**

**Total ERU Count for the Month - 4,034**

**Operation and Maintenance**

**Average September Daily Wastewater Flow to WalCoMet - 416,970 gallons**

**Peak September Flow - 477,238 gallons**

**Diggers Requests Marked for the Month - 78**

**Emergency Call Outs - 4**

**Lateral Leaks**

**Sump Pump Discharges - 4**

**Current Lateral Leaks - 51**

**Completed Lateral Leak Orders - 5**

The following charts are attached: *Wastewater Flow comparison with Precipitation October, 2022*  
*Average Daily Wastewater Flow comparison with Peak Flow*  
*Precipitation comparison with "normal"*  
*Wastewater Flow comparison with "normal"*  
*Environmental Data Summary*  
*Daily Lake Elevation for October, 2022*  
*Lake Elevation comparison with "normal"*

### **Lake Monitoring/Lake Level**

**Precipitation Total for the Month – 1.67 inches**

**Below Normal – .67 inches**

**Ice On Date – January 10, 2022**

**Ice Off Date – March 23, 2022**

**Secchi Disc Reading Main Lake – 7.5 feet on 8/9/2022**

*See attached Lake Elevation Graph and Chart.*

### **Lake Information**

**DNR Lake Level Goal – 927.86 feet**


**Average Lake Elevation – 927.79 feet**

### **Lake Committee**

The next meeting of the Lake Committee is scheduled for 7:00 P.M. on Wednesday, December 7, 2022 at the Town Hall.

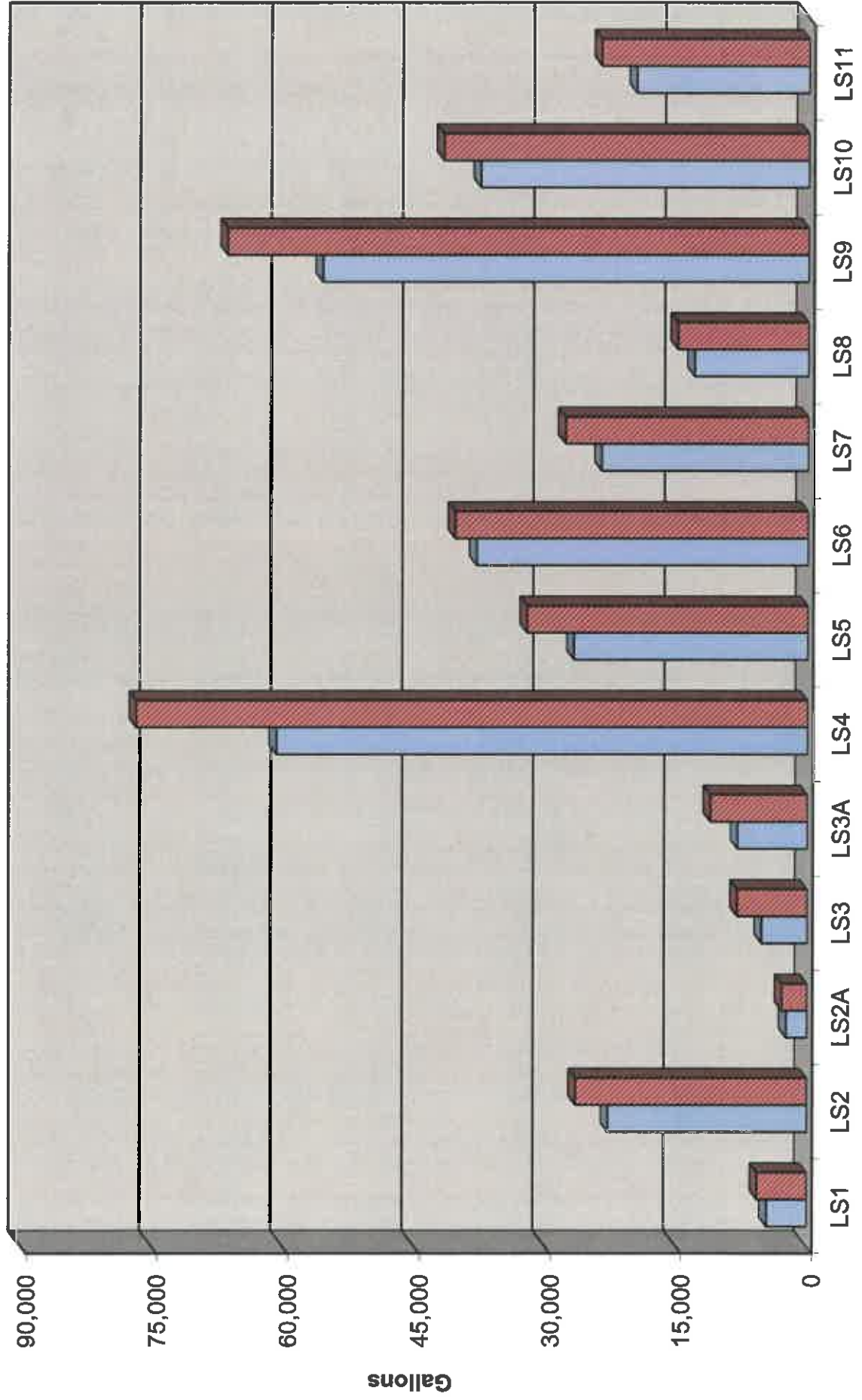
### **Attachments**

# Wastewater Flow/Precipitation - October, 2022

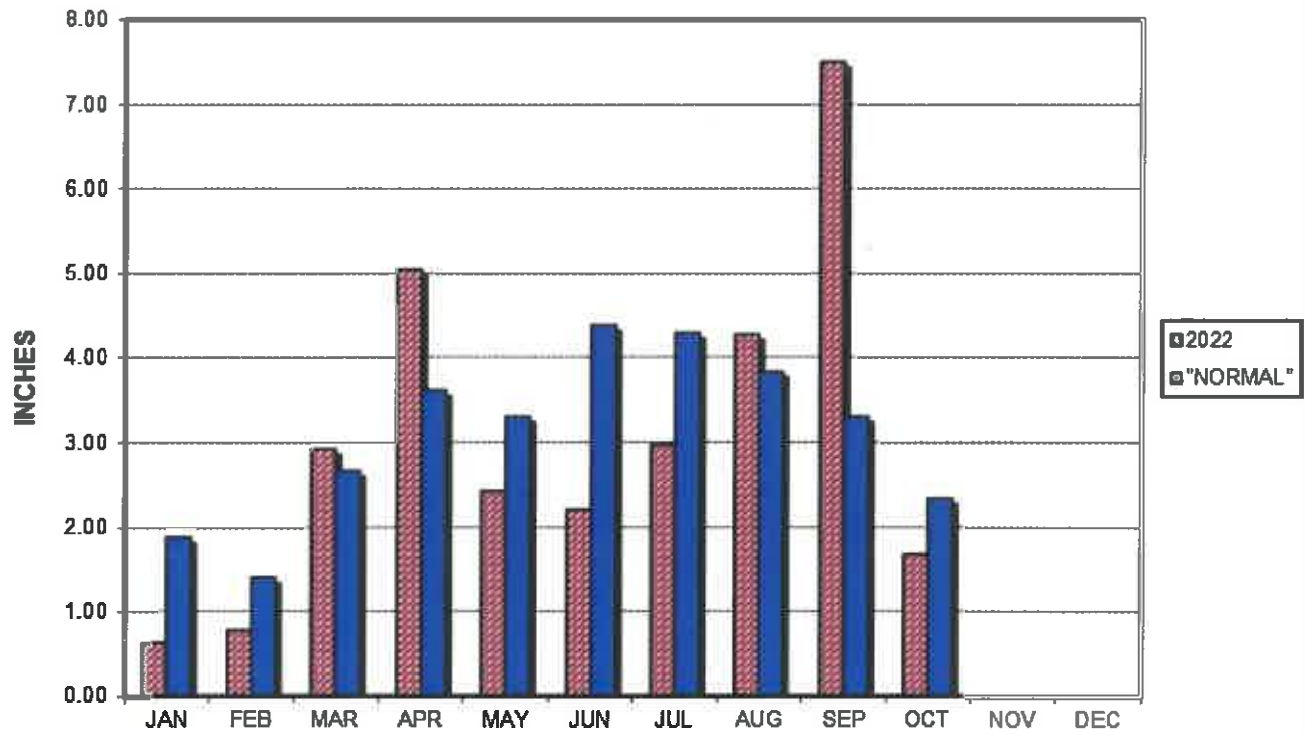


Average Daily Flow/Peak Flow by Area - October, 2022

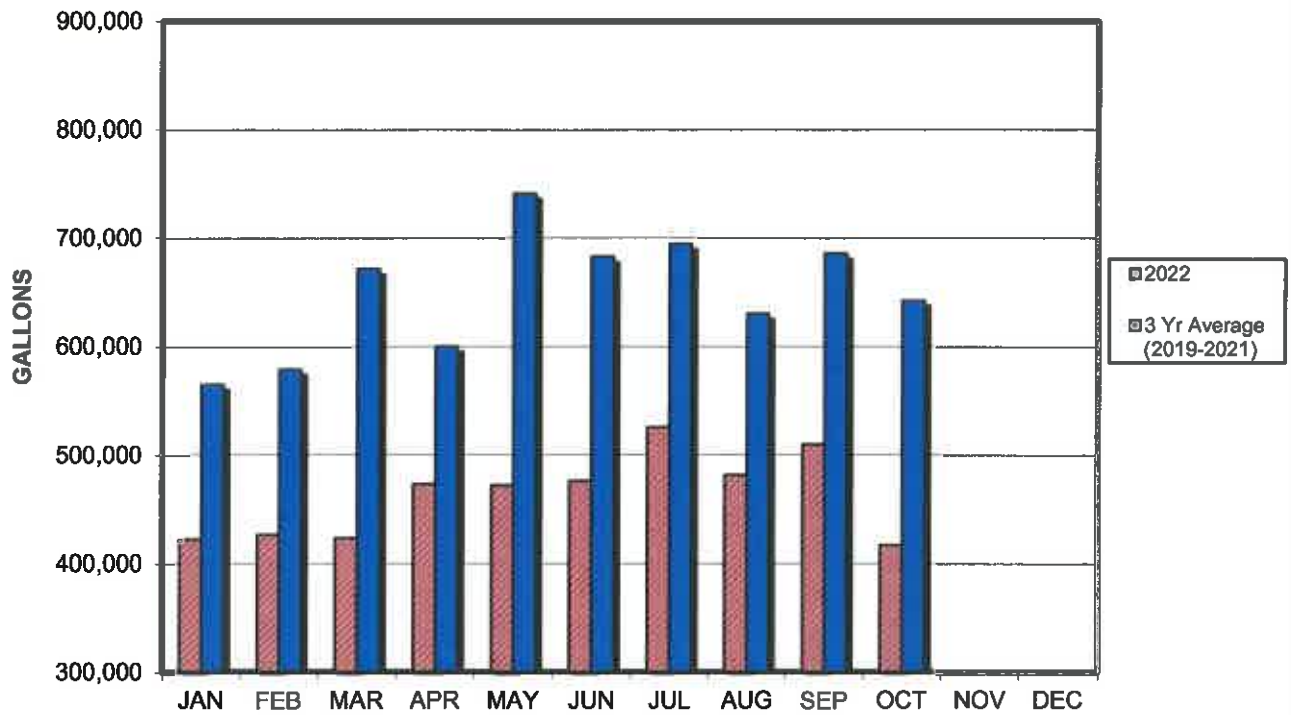
Average Peak



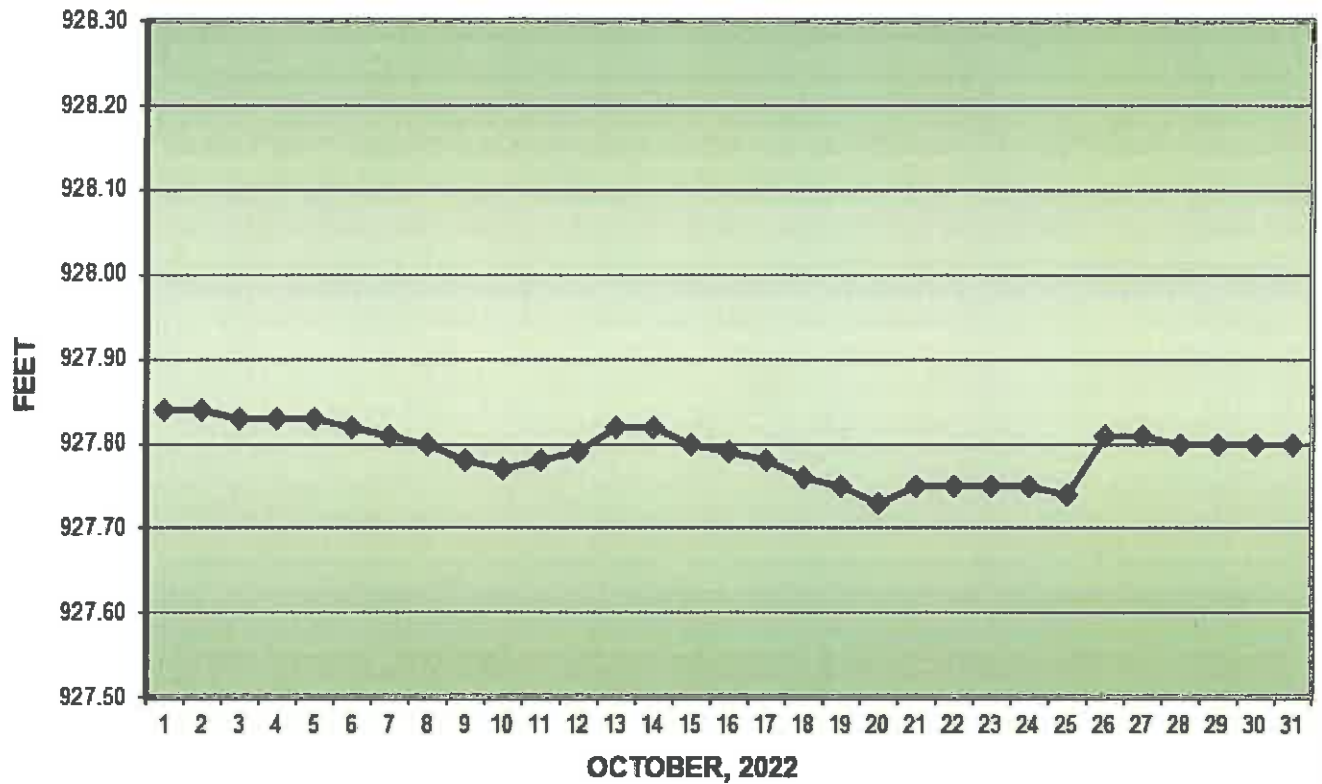
### PRECIPITATION - DELAVAN LAKE, WI



### AVERAGE WASTEWATER FLOWS



### LAKE ELEVATION - DELAVAN LAKE, WI



### AVERAGE LAKE ELEVATION - DELAVAN LAKE, WI

